

Introduction

Belden® flat cables are designed using the same expertise and design sophistication that made Belden a leader in round cable. Whatever your application, Belden is committed to offering quality flat cable products at a competitive price. Our extensive line includes Gray Ribbon, Rainbow, Vari-Twist® and Shielded and Jacketed Flat Cable options. Many of these are available off the shelf from local distributors. If you have a new or unusual application or you cannot find a flat cable in this catalog section that meets your technical requirements, contact Technical Support at 1-800-BELDEN-1.

Benefits of Flat Cable

- **Mass Termination** Terminating flat cable is done with the entire group of conductors as a unit, which is more efficient than working with individual conductors at one time.
- **Reliability** The simplicity of flat cable with its parallel conductor geometry eliminates many of the common sources of wiring error and malfunction. Registration of the conductors is one-to-one with the terminating connector or board so that proper contact assignment is almost automatic.
- **Space and Weight Reduction** The use of flat cable often eliminates much of the conventional wire weight and bulk. Such things as redundant insulating materials, fillers and tapes are not required. In addition, the composite flat cable construction is so mechanically strong that it is not necessary to have large conductors for strength. The copper cross-section can thus be reduced to what's required to carry the current load or to satisfy voltage drop requirements.
- **Flexibility** Flat cable is extremely flexible when bent in the plane of its thin cross-section. This flexibility has been utilized in applications where continuous or high flexing is necessary, e.g. drawers, doors, rotating arms, etc.
- **Greater Strength** Strength is enhanced by the fact that all conductors and insulation equally share tensile loads.
- **Consistent Electrical Characteristics** Because the conductor spacing is fixed and the geometry of the cable is constant, the electrical characteristics, such as impedance, capacitance, inductance, time delay, crosstalk and attenuation, are consistent.
- **Greater Current Carrying Capacity** Flat cables have greater surface-to-volume ratio than their round cable counterparts, consequently having higher efficiency in dissipating heat. This allows a higher current level for a given temperature rise and conductor cross-section.

- **Reduced Skewing Effects** Due to the conductors having the exact physical and electrical length, along with a continuous and consistent dielectric, time delays between signals within a given flat cable are minimized.
- **High-Density Interconnections** The cabling density achievable using flat cable is superior to that using conventional cable because of the high wire-to-cable cross-sectional density. Layers of flat cable are more effectively packed for higher conductor density than round cable.
- **Ease of Handling** Flat cable folds and bends readily, conforms to the mounting area, fastens easily with clamps, adhesive, or double-faced tape, and eliminates the installation and lacing difficulties associated with round wire cabling. Visible conductors in a fixed position within the dielectric simplify coding, inspection and circuit tracing.

Flat Cable Packaging

Packaging of flat cable is offered in one or more of the following configurations, as noted in the Physical Specifications table for each product:

- 100: 100' put-up in a cardboard container.
May contain more than one piece.
- H100: A one-piece 100' length, in a cardboard container.
- H300: 300' length in a cardboard container may contain more than one piece.
- R300: 300' length put-up on a reel may contain more than one piece. It is designed for use by assemblers who use automated terminating equipment. An additional feature is the 9" inner tail exposed through the flange. This enables users to terminate the cable end to a device, which is necessary for in-line testing.

Note: Material on this page obtained from and printed with the permission of the Institute for Interconnecting and Packaging Electronic Circuits (IPC).

Gray Ribbon 9L300XX Series

.025" Pitch, 30 AWG, PVC

Product Description

Belden's miniaturized .025" pitch extruded gray ribbon cable provides higher signal density, greater design flexibility, and an alternative to the expensive Teflon® transmission cables. The cable is manufactured to precise tolerances which allows for mass-termination to standard .050" contact IDC connectors while assuring consistent and reliable electrical characteristics. With the miniaturization of the interconnects, significant reduction in components can be achieved. The cable is constructed of stranded 30 AWG (7x38) tinned copper conductors. Insulation material consists of Gray PVC, with a Red polarity stripe for proper circuit alignment. Standard conductor counts are 26 and 50; other sizes are available upon request. The cable is UL approved and CSA certified, and passes the VW-1 Vertical Wire Flame Test.

Color Code: Gray with Red polarity stripe.

Application: Internal interconnection or internal wiring of electronic equipment.

Physical Specifications

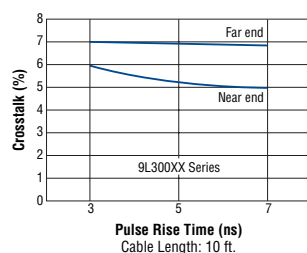
Conductor	30 AWG (7x38) Tinned Copper
Insulation	.0075" Nom. Wall Gray PVC
Pitch	.025" ± .002"
Temperature Rating	-40 to +105°C
Flammability Rating	UL: VW-1, CSA: FT1
UL Approval	File #E12683, Style 2678
CSA Approval	File #LL7874, CSA AWM I A 105°C 150V FT1
Packaging	H100, H300

Electrical Specifications

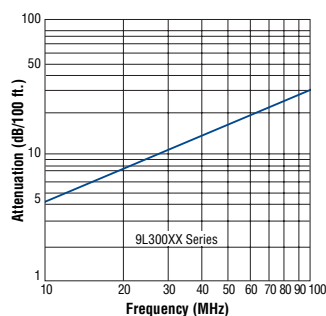
Voltage Rating	150V RMS
Current Rating	.5A
Conductor Resistance	108Ω/1000 ft.
Insulation Resistance	>1 x 10 ¹⁰ Ω • 10 ft. (3m)
Impedance*	70Ω
Capacitance* (@ 1 MHz)	24 pF/ft. (79 pF/m)
Inductance* (@ 1 MHz)	.14 μH/ft. (.46 μH/m)
Propagation Delay*	1.52 ns/ft. (4.99 ns/m)

*Test Configuration: G-S-G (ground-signal-ground).

Unbalanced Crosstalk



Attenuation

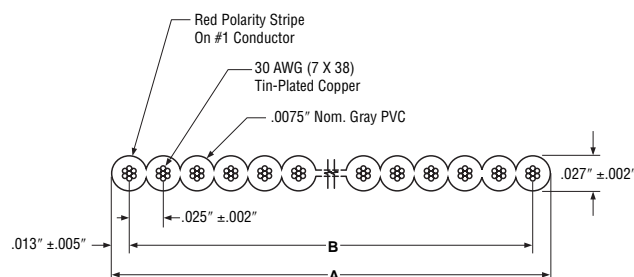


Teflon is a DuPont trademark.

Part No.	No. of Cond.	Dimensions			
		Width "A"		Span "B"	
		Inch	mm	Inch	mm
9L30026	26	.650 ± .010	16.51 ± .25	.625 ± .007	15.88 ± .18
9L30050[†]	50	1.250 ± .011	31.75 ± .28	1.225 ± .009	31.12 ± .23

[†]Available in H100 packaging only.

Dimensions



Gray Ribbon 2L280XX Series

1mm Pitch, 28 AWG, PVC

Product Description

Belden's 1mm (.03937" pitch) extruded gray ribbon cable was designed for the disk drive market where the 2mm IDC connector is widely used. The cable provides improved space reduction, easy breakouts for circuit routing, and maintains the current carrying capacity required for these applications. In addition, the electrical performance meets those requirements specified by the SCSI-3 parallel interface document. The cable is constructed of stranded 28 AWG (7x36) tinned copper conductors. Insulation material consists of Gray PVC, with a Black polarity stripe for proper circuit alignment. Standard conductor counts are 26, 34, 40, 44 and 50; other sizes are available upon request. The cable is UL approved and CSA certified, and passes the VW-1 Vertical Wire Flame Test.

Color Code: Gray with Black polarity stripe.

Application: Internal interconnection or internal wiring of electronic equipment.

Physical Specifications

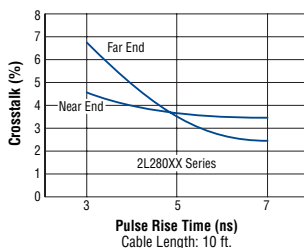
Conductor	28 AWG (7x36) Tinned Copper
Insulation	.010" Nom. Wall Gray PVC
Pitch	1mm \pm 0.51mm (.0394" \pm .002")
Temperature Rating	-40 to +105°C
Flammability Rating	UL: VW-1; CSA: FT1
UL Approval	File #E12683, Style 2651
CSA Approval	File #LL7874, CSA AWM I A 105°C 300V FT1
Packaging	H100, R300

Electrical Specifications

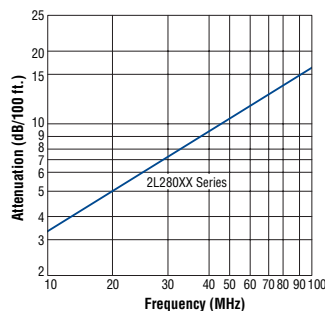
Voltage Rating	300V RMS
Current Rating	1A
Conductor Resistance	68.2 Ω /1000 ft.
Insulation Resistance	>1 x 10 ¹⁰ Ω • 10 ft. (3m)
Impedance*	90 Ω
Capacitance* (@ 1 MHz)	16.5 pF/ft. (54 pF/m)
Inductance* (@ 1 MHz)	.16 μ H/ft. (.52 μ H/m)
Propagation Delay*	1.47 ns/ft. (4.8 ns/m)

*Test Configuration: G-S-G (ground-signal-ground).

Unbalanced Crosstalk*



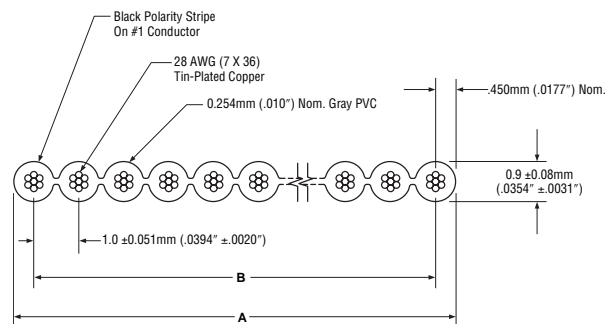
Attenuation*



Part No.	No. of Cond.	Dimensions			
		Width "A"		Span "B"	
		Inch	mm	Inch	mm
2L28026**	26	1.020 \pm .008	25.9 \pm .20	.984 \pm .008	25.0 \pm .20
2L28034**	34	1.335 \pm .012	33.9 \pm .30	1.299 \pm .012	33.0 \pm .30
2L28040**	40	1.571 \pm .012	39.9 \pm .30	1.535 \pm .012	39.0 \pm .30
2L28044**	44	1.728 \pm .012	43.9 \pm .30	1.693 \pm .012	43.0 \pm .30
2L28050	50	1.965 \pm .012	49.9 \pm .30	1.929 \pm .012	49.0 \pm .30

**Available in H100 packaging only.

Dimensions



Gray Ribbon 9L280XX Series

.050" Pitch, 28 AWG, PVC

Product Description

Belden's (9L280XX Series) .050" pitch extruded gray ribbon cable was designed for general purpose electronic interconnect applications. The cable provides reliable mass-termination to standard .100" contact IDC connectors, flexibility, consistent electricals and break-outs can be made easily with the tear feature design. The cable is constructed of stranded 28 AWG (7x36) tinned copper conductors. Insulation material consists of Gray PVC, with a Red polarity stripe for proper circuit alignment. Various conductor counts are standard; other sizes are available upon request. The cable is UL approved and CSA certified, and passes the VW-1 Vertical Wire Flame Test.

Color Code: Gray with Red polarity stripe (standard).

Application: Internal interconnection or internal wiring of electronic equipment.

Physical Specifications

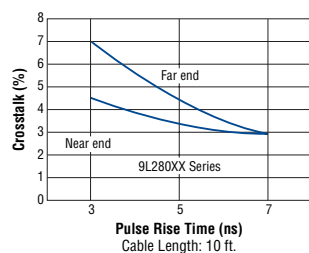
Conductor	28 AWG (7x36) Tinned Copper
Insulation	.010" Nom. Wall Gray PVC
Pitch	.050" \pm .002"
Temperature Rating	-40 to +105°C
Flammability Rating	UL: VW-1; CSA: FT1
UL Approval	File #E12683, Style 2651
CSA Approval	File #LL7874, CSA AWM I A 105°C 300V FT1
Packaging	H100, H300, R300

Electrical Specifications

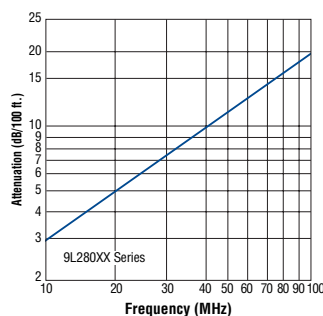
Voltage Rating	300V RMS
Current Rating	1A
Conductor Resistance	68.2Ω/1000 ft.
Insulation Resistance	$>1 \times 10^{10} \Omega \cdot 10 \text{ ft. (3m)}$
Impedance*	105Ω
Capacitance* (@ 1 MHz)	15 pF/ft. (49 pF/m)
Inductance* (@ 1 MHz)	.20 μH/ft. (.66 μH/m)
Propagation Delay*	1.40 ns/ft. (4.6 ns/m)

*Test Configuration: G-S-G (ground-signal-ground).

Unbalanced Crosstalk*



Attenuation*

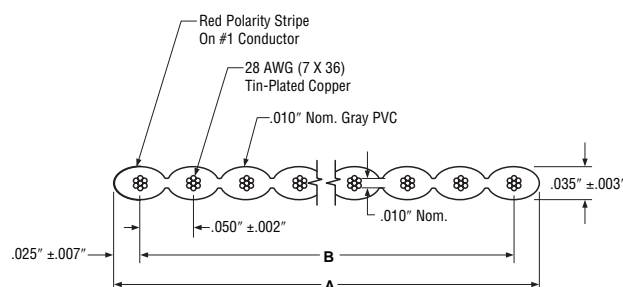


Part No. Standard [UL & CSA]	No. of Cond.	Dimensions			
		Width "A"		Span "B"	
		Inch	mm	Inch	mm
9L28009	9	.45 \pm .008	11.43 \pm .20	.40 \pm .008	10.16 \pm .20
9L28010	10	.50 \pm .008	12.70 \pm .20	.45 \pm .008	11.43 \pm .20
9L28014 [†]	14	.70 \pm .008	17.78 \pm .20	.65 \pm .008	16.51 \pm .20
9L28015**	15	.75 \pm .008	19.05 \pm .20	.70 \pm .008	17.78 \pm .20
9L28016	16	.80 \pm .008	20.32 \pm .20	.75 \pm .008	19.05 \pm .20
9L28020	20	1.00 \pm .008	25.40 \pm .20	.95 \pm .008	24.13 \pm .20
9L28024 [†]	24	1.20 \pm .008	30.48 \pm .20	1.15 \pm .008	29.21 \pm .20
9L28025	25	1.25 \pm .008	31.75 \pm .20	1.20 \pm .008	30.48 \pm .20
9L28026	26	1.30 \pm .008	33.02 \pm .20	1.25 \pm .008	31.75 \pm .20
9L28034	34	1.70 \pm .008	43.18 \pm .20	1.65 \pm .008	41.91 \pm .20
9L28036**	36	1.80 \pm .012	45.72 \pm .30	1.75 \pm .012	44.45 \pm .30
9L28037**	37	1.85 \pm .012	46.99 \pm .30	1.80 \pm .012	45.72 \pm .30
9L28040	40	2.00 \pm .012	50.80 \pm .30	1.95 \pm .012	49.53 \pm .30
9L28050	50	2.50 \pm .012	63.50 \pm .30	2.45 \pm .012	62.23 \pm .30
9L28060	60	3.00 \pm .012	76.20 \pm .30	2.95 \pm .012	74.93 \pm .30
9L28064	64	3.20 \pm .012	81.28 \pm .30	3.15 \pm .012	80.01 \pm .30

** Available in H100 packaging only.

[†] Not available in R300 packaging.

Dimensions



Gray Ribbon 9L260XX Series

.050" Pitch, 26 AWG, PVC

Product Description

Belden's (9L260XX series) .050" pitch extruded gray ribbon cable was designed for general purpose electronic interconnect applications where higher current carrying capacities are required. The design also conforms to the electrical performance specifications outlined by the SCSI-3 parallel interface document. As with the 9L280XX series, the cable provides reliable mass-termination to standard .100" contact IDC connectors, flexibility, consistent electricals and breakouts can be made easily with the tear feature design. In addition, the overall cable thickness is only .038" \pm .002" allowing mateability with all standard IDC connectors. The cable is constructed of stranded 26 AWG (7x34) tinned copper conductors. Insulation material consists of Gray PVC, with a Blue polarity stripe for proper circuit alignment. Various conductor counts are standard; other sizes are available upon request. The cable is UL approved and CSA certified, and passes the VW-1 Vertical Wire Flame Test.

Color Code: Gray with Blue polarity stripe (standard).

Application: Internal interconnection or internal wiring of electronic equipment.

Physical Specifications

Conductor	26 AWG (7x34) Tinned Copper
Insulation	.010" Nom. Wall Gray PVC
Pitch	.050" \pm .002"
Temperature Rating	-40 to +105°C
Flammability Rating	UL: VW-1; CSA: FT1
UL Approval	File #E12683, Style 2651
CSA Approval	File #LL7874, CSA AWM I A 105°C 300V FT1
Packaging	H100, H300, R300

Electrical Specifications

Voltage Rating	300V RMS
Current Rating	1.5A
Conductor Resistance	43 Ω /1000 ft.
Insulation Resistance	>1 x 10 ¹⁰ Ω • 10 ft. (3m)
Impedance*	90 Ω
Capacitance* (@ 1 MHz)	18 pF/ft. (59.06 pF/m)
Inductance* (@ 1 MHz)	.15 μ H/ft. (.49 μ H/m)
Propagation Delay*	1.48 ns/ft. (4.85 ns/m)

*Test Configuration: G-S-G (ground-signal-ground).

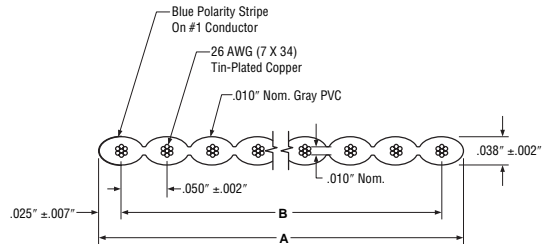
Part No. Standard [UL & CSA]	No. of Cond.	Dimensions			
		Width "A"		Span "B"	
		Inch	mm	Inch	mm
9L26010	10	.50 \pm .008	12.70 \pm .20	.45 \pm .008	11.43 \pm .20
9L26014 ^{††}	14	.70 \pm .008	17.78 \pm .20	.65 \pm .008	16.51 \pm .20
9L26016 ^{**}	16	.80 \pm .008	20.32 \pm .20	.75 \pm .008	19.05 \pm .20
9L26020 ^{††}	20	1.0 \pm .008	25.40 \pm .20	.95 \pm .008	24.13 \pm .20
9L26025 ^{**}	25	1.25 \pm .008	31.75 \pm .20	1.20 \pm .008	30.48 \pm .20
9L26026 ^{††}	26	1.30 \pm .008	33.02 \pm .20	1.25 \pm .008	31.75 \pm .20
9L26034 ^{**}	34	1.70 \pm .008	43.18 \pm .20	1.65 \pm .008	41.91 \pm .20
9L26040 [†]	40	2.00 \pm .012	50.80 \pm .30	1.95 \pm .012	49.53 \pm .30
9L26068 ^{**}	68	3.40 \pm .012	86.36 \pm .30	3.35 \pm .012	85.09 \pm .30

** Available in H100 packaging only.

[†] Not available in H300 packaging.

^{††} Not available in R300 packaging.

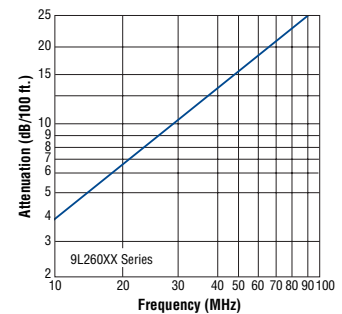
Dimensions



Unbalanced Crosstalk*



Attenuation*



Rainbow 9R280XX Series

.050" Pitch, 28 AWG, Color-coded PVC

Product Description

Belden's .050" pitch, color-coded PVC flat cable allows for quick identification and circuit tracing, along with easy breakouts for circuit routing. Designed for mass-termination with standard IDC connectors, the cable is constructed of stranded 28 AWG (7x36) tinned copper conductors, color-coded PVC pre-insulated singles — laminated to a single clear PVC substrate. Fourteen various conductor counts are standard; other sizes are available upon request. The cable is UL approved (CSA available upon request) and passes the VW-1 Vertical Wire Flame Test.

Color Code: Brown, Red, Orange, Yellow, Green, Blue, Purple, Gray, White, Black. Sequence is repeated as necessary.

Application: Internal interconnection or internal wiring of electrical equipment.

Physical Specifications

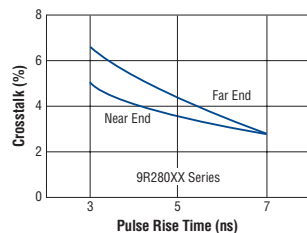
Conductor	28 AWG (7x36) Tinned Copper
Insulation	.010" Nom. Wall Color-coded PVC
Substrate	.010" Nom. Wall Clear PVC
Pitch	.050" ± .005"
Temperature Rating	-20 to +105°C
Flammability Rating	UL: VW-1
UL Approval	File #E12663, Style 2884
CSA Approval	Available upon request
Packaging	100

Electrical Specifications

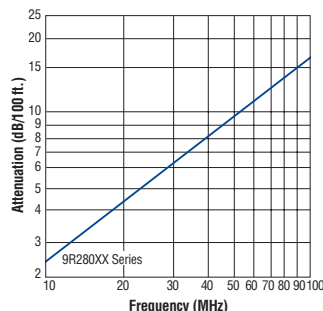
Voltage Rating	300V RMS
Current Rating	1A
Conductor Resistance	68.2Ω/1000 ft.
Insulation Resistance	>1 x 10 ¹⁰ Ω • 10 ft. (3m)
Impedance*	105Ω
Capacitance* (@ 1 MHz)	15 pF/ft. (49 pF/m)
Inductance* (@ 1 MHz)	.20 μH/ft. (.66 μH/m)
Propagation Delay*	1.40 ns/ft. (4.6 ns/m)

*Test Configuration: G-S-G (ground-signal-ground).

Unbalanced Crosstalk*

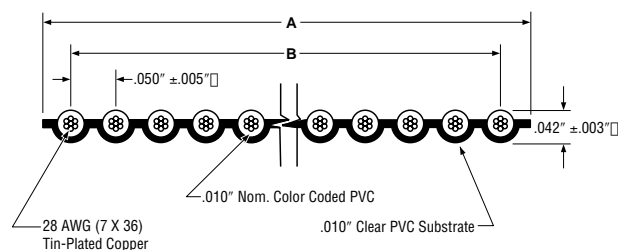


Attenuation*



Part No.	No. of Cond.	Dimensions			
		Width "A"		Span "B"	
		Inch	mm	Inch	mm
9R28010	10	.50	12.70	.45 ± .007	11.43 ± .18
9R28014	14	.70	17.78	.65 ± .007	16.51 ± .18
9R28016	16	.80	20.32	.75 ± .011	19.05 ± .28
9R28020	20	1.00	25.40	.95 ± .011	24.13 ± .28
9R28024	24	1.20	30.48	1.15 ± .011	29.21 ± .28
9R28025	25	1.25	31.75	1.20 ± .011	30.48 ± .28
9R28026	26	1.30	33.02	1.25 ± .011	31.75 ± .28
9R28034	34	1.70	43.18	1.65 ± .011	41.91 ± .28
9R28037	37	1.85	46.99	1.80 ± .015	45.72 ± .38
9R28040	40	2.00	50.80	1.95 ± .015	49.53 ± .38
9R28050	50	2.50	63.50	2.45 ± .015	62.23 ± .38
9R28060	60	3.00	76.20	2.95 ± .015	74.93 ± .38
9R28064	64	3.20	81.28	3.15 ± .020	80.01 ± .51

Dimensions



Rainbow 8R280XX Series

.050" Pitch, 28 AWG, Color-coded FEP (High Temperature)

Product Description

Belden's .050" pitch, color-coded FEP flat cable allows for high and low temperature, low out-gassing and chemical resistant applications, improved electricals, and provides quick identification and circuit tracing, along with easy breakouts for circuit routing. Designed for mass-termination with standard IDC connectors, the cable is constructed of stranded 28 AWG (7x36) silver-plated copper conductors, color-coded FEP pre-insulated singles — laminated to a single clear FEP substrate. Thirteen various conductor counts are standard; other sizes are available upon request. The cable is UL approved and passes the IEEE 383-1974, 70,000 BTU Flame Test.

Color Code: Brown, Red, Orange, Yellow, Green, Blue, Purple, Gray, White, Black. Sequence is repeated as necessary.

Application: Internal wiring of appliances or electronic equipment. May be additionally marked "For 300V Peak Electronic Use Only."

Physical Specifications

Conductor	28 AWG (7x36) Silver-plated Copper
Insulation	.010" Nom. Wall Color-coded FEP
Substrate	.010" Nom. Wall Clear FEP
Pitch	.050" \pm .005"
Temperature Rating	-70 to +150°C
Flammability Rating	UL: VW-1; IEEE: 383-1974 70,000 BTU
UL Approval	File #E12683, Style 20468
Packaging	100

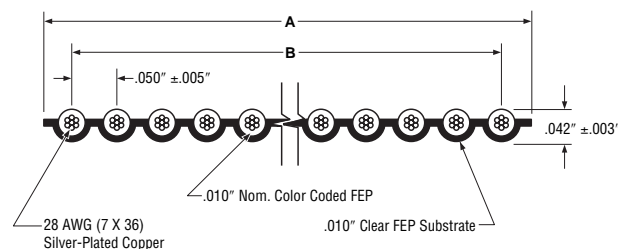
Electrical Specifications

Voltage Rating	150V RMS
Current Rating	1A
Conductor Resistance	68.2 Ω /1000 ft.
Insulation Resistance	>1 x 10 ¹¹ Ω • 10 ft. (3m)
Impedance*	120 Ω
Capacitance* (@ 1 MHz)	10.5 pF/ft. (34.5 pF/m)
Inductance* (@ 1 MHz)	.18 μ H/ft. (.59 μ H/m)
Propagation Delay*	1.30 ns/ft. (4.3 ns/m)

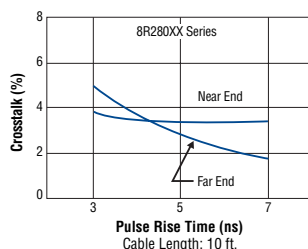
*Test Configuration: G-S-G (ground-signal-ground).

Part No.	No. of Cond.	Dimensions			
		Width "A"		Span "B"	
		Inch	mm	Inch	mm
8R28010	10	.50	12.70	.45 \pm .007	11.43 \pm .18
8R28014	14	.70	17.78	.65 \pm .007	16.51 \pm .18
8R28016	16	.80	20.32	.75 \pm .011	19.05 \pm .28
8R28020	20	1.00	25.40	.95 \pm .011	24.13 \pm .28
8R28025	25	1.25	31.75	1.20 \pm .011	30.48 \pm .28
8R28026	26	1.30	33.02	1.25 \pm .011	31.75 \pm .28
8R28034	34	1.70	43.18	1.65 \pm .011	41.91 \pm .28
8R28037	37	1.85	46.99	1.80 \pm .015	45.72 \pm .38
8R28040	40	2.00	50.80	1.95 \pm .015	49.53 \pm .38
8R28050	50	2.50	63.50	2.45 \pm .015	62.23 \pm .38
8R28060	60	3.00	76.20	2.95 \pm .015	74.93 \pm .38
8R28064	64	3.20	81.28	3.15 \pm .020	80.01 \pm .51

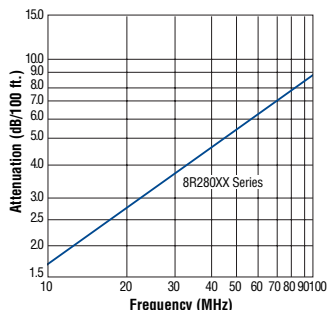
Dimensions



Unbalanced Crosstalk*



Attenuation*



Vari-Twist® 9V280XX Series

.050" Pitch, 28 AWG, PVC

Product Description

Belden's PVC Vari-Twist 9V280XX series was designed to reduce crosstalk in the balanced mode by twisting the pairs, but can be mass-terminated in the programmed flat sections with any standard IDC connector. To further reduce crosstalk, each adjacent pair is twisted in the opposite direction. The standard twist length is 18 inches followed by a 2 inch flat section of .050" spaced conductors. The cable consists of stranded 28 AWG (7x36) tinned copper, color-coded PVC pre-insulated singles — laminated to a single clear PVC substrate. Eleven various conductor/pair counts are standard; other sizes are available upon request. The cable is UL approved (CSA available upon request) and passes the VW-1 Vertical Wire Flame Test.

Upon your request, Vari-Twist can also be manufactured to your own specific requirements whether that be longer or shorter twist sections and/or flat sections.

Color Code: Each pair consists of a Tan conductor paired with a color-coded conductor. *Color Sequence Each Terminating Section:* Brown/Tan, Red/Tan, Orange/Tan, Yellow/Tan, Green/Tan, Blue/Tan, Purple/Tan, Gray/Tan, White/Tan, Black/Tan. Sequence is repeated as necessary.

Application: Internal interconnection or internal wiring of electronic equipment.

Physical Specifications

Conductor	28 AWG (7x36) Tinned Copper
Insulation	.010" Nom. Wall Color-coded PVC
Substrate	.010" Nom. Wall Clear PVC
Pitch	
Twisted Pair Centers:	.100" Nom.
Conductor Centers in Flat:	.050" ± .005"
Pairs	1/2" Nom. Lay
	Adjacent Pairs have Opposite Direction Lay
Construction	18" of Twisted Pairs 2" of Flat Section
Temperature Rating	-20 to +105°C
Flammability Rating	UL: VW-1
UL Approval	File #E12683, Style Dual Rated 2693 & 2697
CSA Approval	Available Upon Request
Packaging	H100

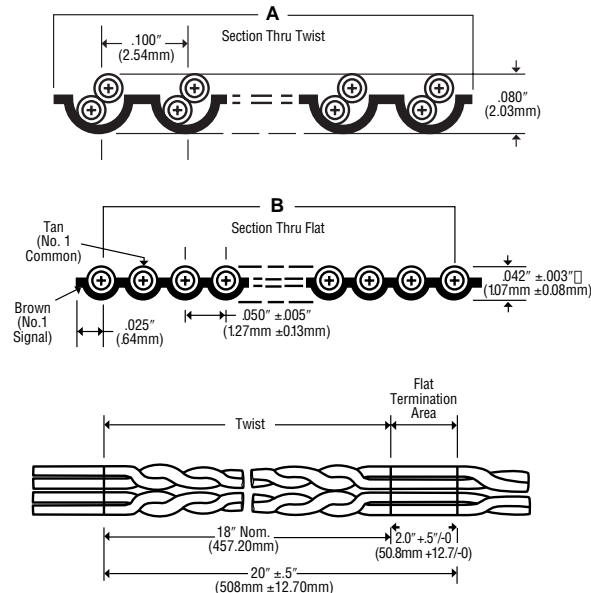
Electrical Specifications

Voltage Rating	300V RMS
Current Rating	1A
Conductor Resistance	68.2Ω/1000 ft.
Insulation Resistance	>1 x 10 ¹⁰ Ω • 10 ft. (3m)
Impedance (Balanced)	115Ω
Impedance* (Unbalanced)	100Ω
Capacitance* (@ 1 MHz)	16 pF/ft. (52 pF/m)
Inductance* (@ 1 MHz)	.24 μH/ft. (.79 μH/m)
Propagation Delay*	1.60 ns/ft. (5.25 ns/m)

*Test Configuration: G-S (ground-signal), unbalanced.

Part No.	No. of Pairs	Dimensions			
		Width "A"		Span "B"	
		Inch	mm	Inch	mm
9V28010	5	.50	12.70	.45 ± .012	11.43 ± .31
9V28014	7	.70	17.78	.65 ± .012	16.51 ± .30
9V28016	8	.80	20.32	.75 ± .012	19.05 ± .30
9V28020	10	1.00	25.40	.95 ± .015	24.13 ± .38
9V28026	13	1.30	33.02	1.25 ± .015	31.75 ± .38
9V28034	17	1.70	43.18	1.65 ± .015	41.91 ± .38
9V28036	18	1.80	45.72	1.75 ± .017	44.45 ± .43
9V28040	20	2.00	50.80	1.95 ± .017	49.53 ± .43
9V28050	25	2.50	63.50	2.45 ± .017	62.23 ± .43
9V28060	30	3.00	76.20	2.95 ± .020	74.93 ± .51
9V28064	32	3.20	81.28	3.15 ± .020	80.01 ± .51

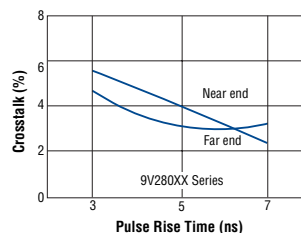
Dimensions



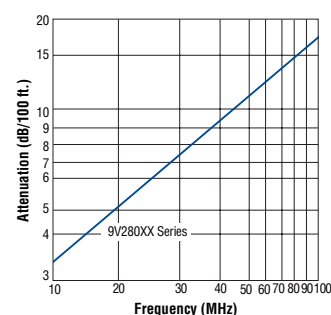
NOTE: the transition area is included in the twisted section to assure a full 2 inches of flat termination area.

Unbalanced Crosstalk*

(See page 7.14 for Balanced Crosstalk)



Attenuation*



Vari-Twist® 8V280XX Series

.050" Pitch, 28 AWG, FEP (High Temperature)

Product Description

Belden's FEP Vari-Twist 8V280XX series allows for high and low temperature, low out-gassing, and chemical resistant applications, improved electricals, and provides quick identification and circuit tracing. The cable was designed to reduce crosstalk in the balanced mode by twisting the pairs but can be mass-terminated in the programmed flat sections with any standard IDC connector. To further reduce crosstalk, each adjacent pair is twisted in the opposite direction. The standard twist length is 18 inches followed by a 2 inch flat section of .050" spaced conductors. The cable consists of stranded 28 AWG (7x36) silver-plated copper, color-coded FEP pre-insulated singles — laminated to a single clear FEP substrate. Eight various conductor/pair counts are standard; other sizes are available upon request. The cable is UL approved and passes the IEEE 383-1974 70,000 BTU Flame Test.

Upon your request, Vari-Twist can also be manufactured to your own specific requirements whether that be longer or shorter twist sections and/or flat sections.

Color Code: Each pair consists of a Tan conductor paired with a color-coded conductor. *Color Sequence Each Terminating Section:* Brown/Tan, Red/Tan, Orange/Tan, Yellow/Tan, Green/Tan, Blue/Tan, Purple/Tan, Gray/Tan, White/Tan, Black/Tan. Sequence is repeated as necessary.

Application: Internal wiring of appliances or electronic equipment. May be additionally marked "For 300V Peak Electronic Use Only."

Physical Specifications

Conductor	28 AWG (7x36) Silver-plated Copper
Insulation	.010" Nom. Wall Color-coded FEP
Substrate	.010" Nom. Wall Clear FEP
Pitch	
Twisted Pair Centers:	.100" Nom.
Conductor Centers in Flat:	.050" ± .005"
Pairs	1/2" Nom. Lay
	Adjacent Pairs have Opposite Direction Lay
Construction	18" of Twisted Pairs
	2" of Flat Section
Temperature Rating	-70 to +150°C
Flammability Rating	UL: VW-1; IEEE 383-1974 70,000 BTU
UL Approval	File #E12683, Style 20468
Packaging	100

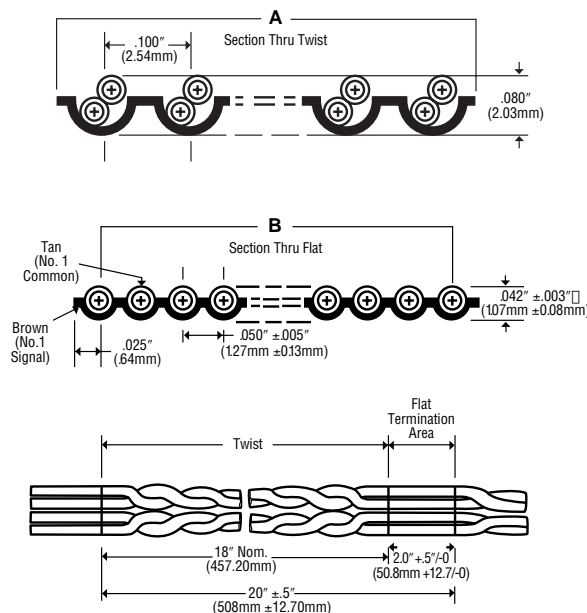
Electrical Specifications

Voltage Rating	150V RMS
Current Rating	1A
Conductor Resistance	68.2Ω/1000 ft.
Insulation Resistance	>1 x 10 ¹¹ Ω • 10 ft. (3m)
Impedance (Balanced)	145Ω
Impedance* (Unbalanced)	130Ω
Capacitance* (@ 1 MHz)	10.6 pF/ft. (34.78 pF/m)
Inductance* (@ 1 MHz)	.22 μH/ft. (.72 μH/m)
Propagation Delay*	1.32 ns/ft. (4.33 ns/m)

*Test Configuration: G-S (ground-signal), unbalanced.

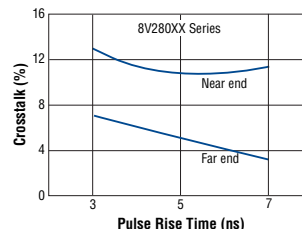
Part No.	No. of Pairs	Dimensions			
		Width "A"		Span "B"	
		Inch	mm	Inch	mm
8V28010	5	.50	12.70	.45 ±.012	11.43 ±.31
8V28014	7	.70	17.78	.65 ±.012	16.51 ±.31
8V28020	10	1.00	25.40	.95 ±.015	24.13 ±.38
8V28026	13	1.30	33.02	1.25 ±.015	31.75 ±.38
8V28036	18	1.80	45.72	1.75 ±.017	44.45 ±.43
8V28040	20	2.00	50.80	1.95 ±.017	49.53 ±.43
8V28060	30	3.00	76.20	2.95 ±.020	74.93 ±.51

Dimensions

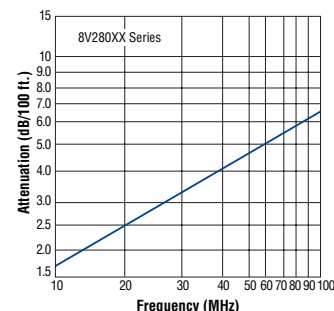


NOTE: the transition area is included in the twisted section to assure a full 2 inches of flat termination area.

Unbalanced Crosstalk*



Attenuation*



Shielded Jacketed 9L283XX Series

.050" Pitch, 28 AWG, PVC

Product Description

Belden's shielded jacketed 9L283XX series was designed to help meet the FCC EMI/RFI requirements. In addition, the cable provides shielding from external electrical interference along with excellent crosstalk attenuation. The thin extruded jacket allows for greater flexibility, ease of termination, and reduced space requirements, while providing exterior protection from the environment. The core cable is Belden's 9L280XX PVC series allowing easy termination to any standard IDC connector. All cables are 100% shielded with a Duofoil® shield (aluminum/polyester/aluminum) and can be terminated with the two 28 AWG drain wires. Thirteen various conductor counts are standard; other sizes are available upon request. The cable is UL approved and CSA certified, and passes the VW-1 Vertical Wire Flame Test.

Color Code: Gray with Red polarity stripe.

Application: External interconnection or internal wiring of electronic equipment.

Physical Specifications

Conductor	28 AWG (7x36) Tinned Copper
Insulation	.010" Nom. Wall Gray PVC
Pitch	.050" ± .002"
Shielding	Duofoil Shield (Aluminum/Polyester/Aluminum)
Drain Wires	Two 28 AWG (7x36) Tinned Copper
Jacket	.038" Nom. Wall Black PVC
Temperature Rating	-20 to +105°C
Flammability Rating	UL: VW-1; CSA: FT1
UL Approval	File #E12683, Style 20081
CSA Approval	File #LL7874, CSA AWM II A 105°C 300V FT1
Packaging	100

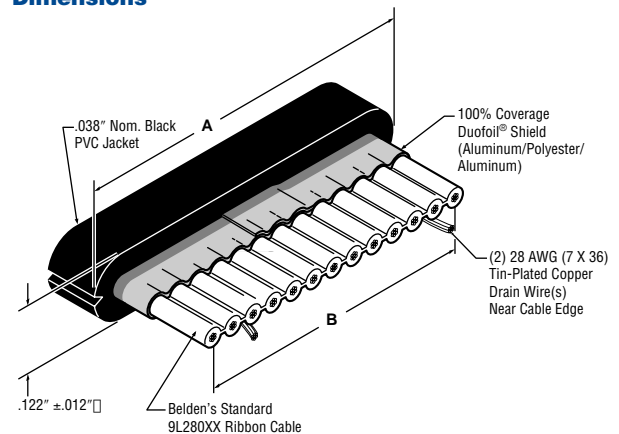
Electrical Specifications

Voltage Rating	300V RMS
Current Rating	1A
Conductor Resistance	68.2Ω/1000 ft.
Insulation Resistance	>1 x 10 ¹⁰ Ω • 10 ft. (3m)
Impedance*	45Ω
Capacitance* (@ 1 MHz)	50 pF/ft. (164 pF/m)
Inductance* (@ 1 MHz)	.11 μH/ft. (.36 μH/m)
Propagation Delay*	1.70 ns/ft. (5.6 ns/m)

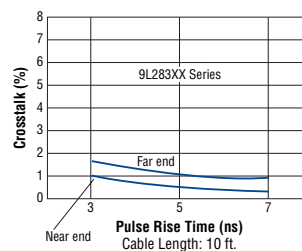
*Test Configuration: G-S-G (ground-signal-ground), with shield grounded.

Part No.	No. of Cond.	Dimensions			
		Width "A"		Span "B"	
		Inch	mm	Inch	mm
9L28309	9	.55	13.97	.40 ±.008	10.16 ±.20
9L28310	10	.60	15.24	.45 ±.008	11.43 ±.20
9L28315	15	.85	21.59	.70 ±.008	17.78 ±.20
9L28320	20	1.10	27.94	.95 ±.008	24.13 ±.20
9L28325	25	1.35	34.29	1.20 ±.008	30.48 ±.20
9L28326	26	1.40	35.56	1.25 ±.008	31.75 ±.20
9L28334	34	1.80	45.72	1.65 ±.008	41.91 ±.20
9L28337	37	1.95	49.53	1.80 ±.012	45.72 ±.30
9L28340	40	2.10	53.34	1.95 ±.012	49.53 ±.30
9L28350	50	2.60	66.04	2.45 ±.012	62.23 ±.30
9L28360	60	3.10	78.74	2.95 ±.012	74.93 ±.30

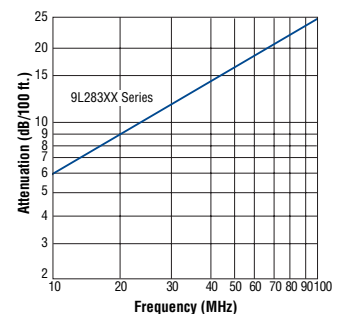
Dimensions



Unbalanced Crosstalk*



Attenuation*



Shielded Jacketed Vari-Twist® 9V283XX Series

.050" Pitch, 28 AWG, PVC

Product Description

Belden's shielded jacketed 9V283XX series was designed to help meet the FCC EMI/RFI requirements. In addition, the cable provides shielding from external electrical interference along with excellent crosstalk attenuation. As with the 9V280XX series, the cable supplies the electrical benefits of twisted pairs, but can be mass-terminated in the programmed flat sections. The thin extruded jacket allows for greater flexibility, ease of termination, reduced space requirements, and identification of the flat sections while providing exterior protection from the environment. The core cable is Belden's 9V280XX PVC series to allow easy termination to any standard IDC connector. All cables are 100% shielded with a Duofoil® shield (aluminum/polyester/aluminum) and can be terminated with the two 28 AWG drain wires. Ten various conductor/pair counts are standard; other sizes are available upon request. The cable is UL approved (CSA available upon request) and passes the VW-1 Vertical Wire Flame Test.

Color Code: Each pair consists of a Tan conductor paired with a color-coded conductor. *Color Sequence Each Terminating Section:* Brown/Tan, Red/Tan, Orange/Tan, Yellow/Tan, Green/Tan, Blue/Tan, Purple/Tan, Gray/Tan, White/Tan, Black/Tan. Sequence is repeated as necessary.

Application: External interconnection or internal wiring of electronic equipment.

Physical Specifications

Conductor	28 AWG (7x36) Tinned Copper
Insulation	.010" Nom. Wall Color-coded PVC
Substrate	.010" Nom. Wall Clear PVC
Pitch	
Twisted Pair Centers:	.100" Nom.
Conductor Centers in Flat:	.050" ± .005"
Pairs	1/2" Nom. Lay
	Adjacent Pairs have Opposite Direction Lay
Construction	18" of Twisted Pairs
	2" of Flat Section
Shielding	Duofoil Shield (Aluminum/Polyester/Aluminum)
Drain Wires	Two 28 AWG (7x36) Tinned Copper
Jacket	.038" Nom. Wall Black PVC
Temperature Rating	-20 to +105°C
Flammability Rating	UL: VW-1
UL Approval	File #E12683, Style 20081
CSA Approval	Available Upon Request
Packaging	100

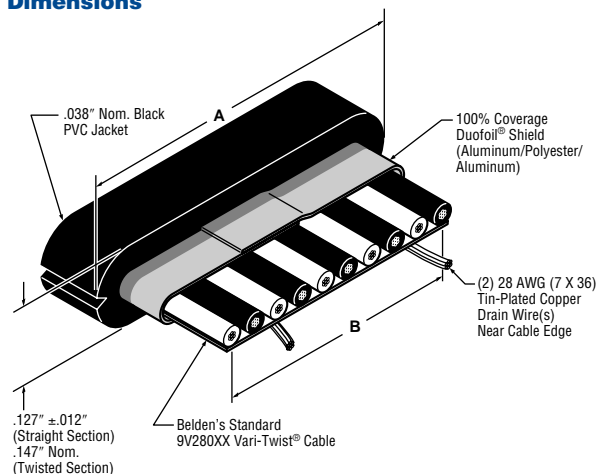
Electrical Specifications

Voltage Rating	300V RMS
Current Rating	1A
Conductor Resistance	68.2Ω/1000 ft.
Insulation Resistance	>1 x 10 ¹⁰ Ω • 10 ft. (3m)
Impedance (Balanced)	100Ω
Impedance* (Unbalanced)	60Ω
Capacitance* (@ 1 MHz)	29 pF/ft. (95 pF/m)
Inductance* (@ 1 MHz)	.13 μH/ft. (.43 μH/m)
Propagation Delay*	1.60 ns/ft. (5.25 ns/m)

*Test Configuration: G-S-G (ground-signal-ground) with shield grounded.

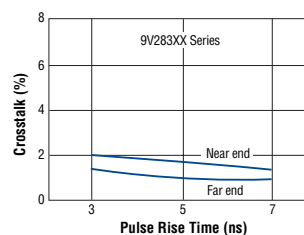
Part No.	No. of Pairs	Dimensions			
		Width "A"		Span "B"	
		Inch	mm	Inch	mm
9V28310	5	.60	15.24	.45 ±.012	11.43 ±.30
9V28314	7	.80	20.32	.65 ±.012	16.51 ±.30
9V28326	13	1.40	35.56	1.25 ±.015	31.75 ±.38
9V28334	17	1.80	45.72	1.65 ±.015	41.91 ±.38
9V28350	25	2.60	66.04	2.45 ±.017	62.23 ±.43

Dimensions



NOTE: the transition area is included in the twisted section to assure a full 2 Inches of flat termination area.

Unbalanced Crosstalk*



Attenuation*

