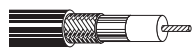


Computer and Instrumentation Cable

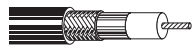
50 Ohm Ethernet® Coax

Description	Part No.	UL NEC/ C(UL) CEC Type	Standard Lengths		Standard Unit Weight		Conductor (stranding) Diameter Nom. DCR	Nominal Core OD		Shielding Materials Nom. DCR	Nominal OD		Nom. Imp. (Ω)	Nom. Vel. of Prop.	Nominal Capacitance		Nominal Attenuation		
			Ft.	m	Lbs.	kg		Inch	mm		Inch	mm			pF/Ft.	pF/m	MHz	dB/ 100 Ft.	dB/ 100m

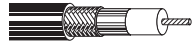
Thinnet 10Base2 Ethernet • 20 AWG Stranded (19x32) .037" Conductor • Duobond® II + Overall TC Braid Shield (93% Coverage)

Non-plenum • Foam Polyethylene Insulation • Gray PVC Jacket																												
 <p>UL AWM Style 1354 (30V 60°C)</p>	9907	NEC:	500	152.4	12.5	5.7	20 AWG	.102	2.59	Duobond II*	.185	4.70	50	80%	25.4	83.3	1	.4	1.4									
		CL2	U-1000	U-304.8	24.0	10.9	(19x32)			+ 93%								10	1.3	4.3								
		CM	1000	304.8	23.0	10.4	.037"			TC Braid								50	2.9	9.5								
		CEC:	1640	500.0	41.0	18.6	TC			5.8Ω/M'								100	4.2	13.8								
		CM	2500	762.0	62.5	28.4	8.8Ω/M'			19.0Ω/km								200	6.1	20.0								
																	400	8.9	29.2	700	12.1	39.7	900	13.9	45.6	1000	14.8	48.6

RG-58A/U Type
DEC Part No. 17-01248-00

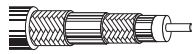
Plenum • Foam FEP Insulation • Gray Fluorocopolymer Jacket																												
 <p>150°C</p>	89907	NEC:	500	152.4	11.0	5.0	20 AWG	.095	2.41	Duobond II*	.160	4.06	50	80%	25.4	83.3	1	.4	1.4									
		CMP	1000†	304.8	22.0	10.0	(19x32)			+ 93%								10	1.3	4.3								
		CL2P	2500†	762.0	60.0	27.3	.037"			TC Braid								50	2.9	9.5								
		CEC:					TC			5.8Ω/M'								100	4.2	13.7								
		CMP FT6					8.8Ω/M'			19.0Ω/km								200	6.1	20.0								
																	400	9.2	30.2	700	12.9	42.3	900	15.0	49.2	1000	16.0	52.5

RG-58A/U Type
DEC Part No. 17-01246-00. Suitable for Outdoor applications.

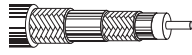
Plenum • FPFA Insulation • Natural Flamarrest® Jacket																												
 <p>75°C</p>	82907	NEC:	500†	152.4	11.0	5.0	20 AWG	.095	2.41	Duobond II*	.160	4.06	50	80%	25.4	83.3	1	.4	1.4									
		CMP	U-1000††	U-304.8	23.0	10.5	(19x32)			+ 93%								10	1.3	4.3								
		CL2P	1000†	304.8	22.0	10.0	.037"			TC Braid								50	2.9	9.5								
		CEC:	2500†	762.0	57.5	26.1	TC			5.8Ω/M'								100	4.2	13.7								
		CMP FT6					8.8Ω/M'			19.0Ω/km								200	6.1	20.0								
																	400	9.2	30.2	700	12.9	42.3	900	15.0	49.2	1000	16.0	52.5

RG-58A/U Type

Thicknet 10Base5 Ethernet • 12 AWG Solid .086" Bare Copper Conductor • Duobond IV Quad Shield (100% Coverage)

Non-plenum • Foam Polyethylene Insulation • Yellow PVC Jacket																															
 <p>UL AWM Style 1478 (30V 60°C)</p>	9880	NEC:	500	152.4	66.0	30.0	12 AWG	.243	6.17	Duobond IV*	.405	10.29	50	78%	26.0	85.3	1	.2	.6												
		CL2	1000	304.8	131.0	59.5	(solid)			(Duobond II								5	.4	1.2											
		CM	1640	500.0	219.8	99.7	.086"			+ 94% TC Braid								10	.5	1.7											
		CEC:					BC			+ Duofoil®								50	1.2	3.9											
		CM					1.4Ω/M'			+ 90% TC Braid)								100	1.7	5.6											
																	200	2.6	8.4	400	3.9	12.8	700	5.5	18.1	900	6.5	21.3	1000	6.9	22.6

DEC Part No. 17-00451-00
Ring-band stripes marked every 2.5 meters to aid users in tap placement.

Plenum • Foam FEP Insulation • Orange Fluorocopolymer Jacket																															
 <p>150°C</p>	89880	NEC:	1000	304.8	134.0	60.9	12 AWG	.245	6.22	Duobond IV*	.375	9.53	50	78%	26.0	85.3	1	.2	.6												
		CL2P	1640†	500.0	224.7	102.1	(solid)			(Duobond II								5	.4	1.2											
		CMP					.086"			+ 90% TC Braid								10	.5	1.7											
		CEC:					BC			+ Duofoil								50	1.2	3.8											
		CMP FT6					1.4Ω/M'			+ 90% TC Braid)								100	1.7	5.4											
																	200	2.5	8.0	400	3.8	12.5	700	5.6	18.4	900	6.8	22.3	1000	7.2	23.6

DEC Part No. 17-00324-00
Ring-band stripes marked every 2.5 meters to aid users in tap placement.
Suitable for Outdoor and Direct Burial applications.

BC = Bare Copper • DCR = DC Resistance • FEP = Fluorinated Ethylene Propylene • FPFA = Foam Perfluoroalkoxy • TC = Tinned Copper

Contact the Belden Customer Service Department for a Comprehensive Connector Cross Reference. **1-800-BELDEN-1**.
For cable manufactured to latest government revision or other MIL-SPEC requirements, please contact your nearest Belden Regional Sales Office.

* Duobond II = Bonded Duofoil® (100% coverage) + aluminum braid (67% coverage).
Duobond IV = Bonded Duofoil (100% coverage) + aluminum braid (67% coverage) + Duofoil (100% coverage) + aluminum braid (46% coverage).
† Final put-up length may vary from length shown ±10% for spools and reels, ±5% for UnReel® cartons.
†† Length may vary -0/+10%.

Computer and Instrumentation Cable

75 Ohm Coax

Description	Part No.	UL NEC/ C(UL) CEC Type	Standard Lengths		Standard Unit Weight		Conductor (stranding) Diameter Nom. DCR	Nominal Core OD		Shielding Materials Nom. DCR	Nominal OD		Nom. Imp. (Ω)	Nom. Vel. of Prop.	Nominal Capacitance		Nominal Attenuation	
			Ft.	m	Lbs.	kg		Inch	mm		Inch	mm			pF/Ft.	pF/m	MHz	dB/100 Ft.

75 Ohm • 30 AWG Stranded (7x38) .012" Silver-plated Copper-covered Steel Conductor • Silver-plated Copper Braid Shield (95% Coverage)

TFE Teflon® Insulation • White TFE Tape Jacket

200°C	83267	—	100†	30.5	1.9	.9	30 AWG (7x38)	.063	1.60	SPC Braid	.103	2.62	75	69.5%	19.5	64.0	1	3.0	9.8
VW-1			1000†	304.8	11.0	5.0											244.0Ω/M'	95% Shield Coverage	10
							.012"			SPCCS							50	8.5	27.9
							801.0Ω/km			28.2Ω/km							100	10.0	32.8
																	200	12.5	41.0
																	400	16.0	52.5
																	700	19.7	64.6
																	900	22.3	73.2
																	1000	24.0	78.7

RG-187A/U Type • MIL-C-17D

75 Ohm • Dual RG-59/U Type • 23 AWG Solid .023" Bare Copper-covered Steel Conductors • Bare Copper Braid Shield (95% Coverage)

Flame-retardant Semi-foam Polyethylene Insulation • Black PVC Jacket

UL AWM Style 20063 (300V 80°C)	9555	NEC:	500	152.4	38.5	17.5	23 AWG (solid)	.146	3.71	BC Braid	.238	6.05	75	66%	20.5	67.3	1	.6	2.0
		CM	1000	304.8	78.0	35.4											95% Shield Coverage	10	1.1
		CEC:	2000	609.6	152.0	69.0	.023"			97% Shield Coverage							50	2.4	7.9
		CM					BCCS			2.6Ω/M'							100	3.4	11.2
							50.0Ω/M'			8.5Ω/km							200	4.9	16.1
							164.0Ω/km										400	7.0	23.0
																	700	9.7	31.8
																	900	11.1	36.4
																	1000	12.0	39.4

75 Ohm • Dual RG-59/U Type • 23 AWG Solid .023" Bare Copper-covered Steel Conductors • Bare Copper Braid Shield (97% Coverage)

Plenum • FEP Insulation • Clear FEP Jacket

200°C	89555	NEC:	500	152.4	46.5	21.1	23 AWG (solid)	.134	3.40	BC Braid	.212	5.39	75	70%	19.5	64.0	1	.5	1.6
		CMP	1000	304.8	90.0	40.9											97% Shield Coverage	10	1.1
		CEC:					.023"			97% Shield Coverage							50	2.5	8.2
		CMP FT6					BCCS			2.6Ω/M'							100	3.5	11.5
							50.0Ω/M'			8.5Ω/km							200	5.1	16.7
							164.0Ω/km										400	7.5	24.6
																	700	10.4	34.1
																	900	12.0	39.4
																	1000	12.7	41.7

Suitable for Outdoor and Direct Burial applications.

75 Ohm • RG-6/U Type • 18 AWG Solid Bare Copper-covered Steel Conductor • Duobond® IV Quad Shield (100% Coverage)

Non-Plenum • Gas-injected Foam Polyethylene Insulation • Gray PVC Jacket

	3131A	NEC:	1000	304.8	39.0	17.7	18 AWG (solid)	.180	4.57	Duobond IV* Quad Shield	.300	7.62	75	82%	16.2	53.2	1	.35	1.15
		CL2R,	2500††	762.2	97.5	44.3											.040"	3.6Ω/M'	2
		CMR					BCCS			11.8Ω/km							5	.45	1.48
		CEC:					28.0Ω/M'										10	.59	1.94
		CMP FT4					91.9Ω/km										20	.86	2.82
																	50	1.37	4.50
																	100	1.97	6.46
																	200	2.82	9.25
																	300	3.48	11.42
																	400	4.04	13.26

Sweep tested 5 MHz to 400 MHz. CPE jacket optional.

Plenum • Foam FEP Insulation • Gray Fluorocopolymer Jacket

150°C	3132A	NEC:	1000	304.8	36.0	16.4	18 AWG (solid)	.170	4.32	Duobond IV* Quad Shield	.274	6.96	75	82%	16.3	53.5	1	.36	1.18
		CMP															.040"	7.2Ω/M'	2
		CEC:					BCCS			23.6Ω/km							5	.50	1.64
		CMP FT6					28.0Ω/M'										10	.65	2.13
							19.9Ω/km										20	.95	3.12
																	50	1.50	4.92
																	100	2.12	6.96
																	200	2.99	9.81
																	300	3.66	12.01
																	400	4.23	13.88

Suitable for Outdoor and Direct Burial applications.

75 Ohm • RG-11/U Type • 14 AWG Solid Bare Copper-covered Steel Conductor • Duobond IV Quad Shield (100% Coverage)

Non-Plenum • Gas-injected Foam Polyethylene Insulation • Gray PVC Jacket

	3094A	NEC:	500	152.4	34.5	15.7	14 AWG (solid)	.280	7.11	Duobond IV* Quad Shield	.407	10.34	75	82%	16.2	53.2	1	.16	.53
		CL2R,	1000	304.8	69.0	31.3											.064"	1.5Ω/M'	2
		CMR	2000	609.6	136.0	61.7	BCCS			4.9Ω/km							5	.26	.85
		CEC:					11.0Ω/M'										10	.38	1.25
		CMP FT4					36.1Ω/km										20	.55	1.81
																	50	.83	2.72
																	100	1.17	3.84
																	200	1.60	5.25
																	300	1.99	6.53
																	400	2.30	7.55

Tap marks every 2.6 meters to aid users in installation.

BC = Bare Copper • BCCS = Bare Copper-covered Steel • DCR = DC Resistance • FEP = Fluorinated Ethylene Propylene • SPC = Silver-coated Copper • SPCCS = Silver-coated Copper-covered Steel • TFE = Tetra Fluoroethylene

Contact the Belden Customer Service Department for a Comprehensive Connector Cross Reference. 1-800-BELDEN-1.

* Duobond IV = Bonded Duofoil® (100% coverage) + aluminum braid (67% coverage) + Duofoil (100% coverage) + aluminum braid (46% coverage).

† May contain more than one piece, minimum length of any one piece is 25 ft.

†† Spools may contain more than one piece. Final put-up may vary ±10% for spools and reels and ±5% for UnReel® cartons. 25 feet minimum length.

Teflon is a DuPont trademark.



For more information, contact Belden Technical Support: 1-800-BELDEN-1 • www.belden.com

Belden114@CableCon.kr / 0707-434-7704 / Fax. 02-744-0909 / www.CableCon.co.kr


Computer and Instrumentation Cable

75 Ohm and 93 Ohm Coax

Description	Part No.	UL NEC/ C(UL) CEC Type	Standard Lengths		Standard Unit Weight		Conductor (stranding) Diameter Nom. DCR	Nominal Core OD		Shielding Materials Nom. DCR	Nominal OD		Nom. Imp. (Ω)	Nom. Vel. of Prop.	Nominal Capacitance		Nominal Attenuation		
			Ft.	m	Lbs.	kg		Inch	mm		Inch	mm			pF/Ft.	pF/m	MHz	dB/100 Ft.	dB/100m


75 Ohm • RG-11/U Type • 14 AWG Solid Bare Copper-covered Steel Conductor • Duobond IV Quad Shield (100% Coverage)

Plenum • Foam FEP Insulation • Gray Fluorocopolymer Jacket

150°C	3095A	NEC: CMP, PLTC, CEC: CMP FT6	1000	304.8	76.0	34.5	14 AWG (solid)	.280	7.11	Duobond IV* Quad Shield	.387	9.83	75	82%	16.5	54.1	1	.20	.70
																			
Suitable for Outdoor and Direct Burial applications. Tap marks every 2.6 meters to aid users in installation.																			


93 Ohm • RG-62B/U Type • 24 AWG Stranded (7x32) .024" Bare Copper-covered Steel Conductor • BC Braid Shield (95% Coverage)

Semi-solid Polyethylene Insulation • Black Non-contaminating PVC Jacket

UL AWM Style 1354 (30V 60°C) VW-1	8255	NEC: CMX, CEC: CMX	500	152.4	16.5	7.5	24 AWG (7x32)	.146	3.71	BC Braid 95% Shield	.242	6.15	93	84%	13.5	44.3	1	.3	1.0
																			
MIL-C-17D																			


93 Ohm • RG-62/U Type • JAN-C-17A • 22 AWG Solid .025" Bare Copper-covered Steel Conductor • BC Braid Shield (95% Coverage)

Semi-solid Polyethylene Insulation • Black PVC Jacket

75°C	8254	—	U-500	U-152.4	18.0	8.2	22 AWG (solid)	.146	3.71	BC Braid 95% Shield	.238	6.05	93	84%	13.5	44.3	1	.3	.8
																			


93 Ohm • RG-62A/U Type • 22 AWG Solid .025" Bare Copper-covered Steel Conductor • Bare Copper Braid Shield (95% Coverage)

Semi-solid Polyethylene Insulation • Black High-density Polyethylene Jacket


Flooded Burial 80°C	9228	—	500	152.4	15.0	6.8	22 AWG (solid)	.146	3.71	BC Braid 95% Shield	.242	6.15	93	84%	13.5	44.3	1	.3	.8
																			

Suitable for Outdoor and Direct Burial applications.

Semi-solid Polyethylene Insulation • Black PVC Jacket

UL AWM Style 1478 (30V 60°C)	9268	NEC: CM CL2, CEC: CM	U-1000	U-304.8	42.0	19.1	22 AWG (solid)	.146	3.71	BC Braid 95% Shield	.260	6.60	93	84%	13.5	44.3	1	.3	.8
																			

IBM P/N 5252750 • Includes Mylar® tape as a moisture barrier for improved outdoor reliability.

UL AWM Style 1478 (30V 60°C)	9269	NEC: CM CL2, CEC: CM	U-500	U-152.4	18.5	8.4	22 AWG (solid)	.146	3.71	BC Braid 95% Shield	.239	6.07	93	84%	13.5	44.3	1	.3	.8
																			

IBM P/N 323921 P-MSHA SC-1823**

*U-1000 put-up also available in Orange, Beige or Chrome.

BC = Bare Copper • BCCS = Bare Copper-covered Steel • DCR = DC Resistance • FEP = Fluorinated Ethylene Propylene

Mylar is a DuPont trademark.

Contact the Belden Customer Service Department for a Comprehensive Connector Cross Reference. 1-800-BELDEN-1.

For cables manufactured to latest government revision or other MIL-SPEC requirements, please contact your nearest Belden regional Sales Office.

* Duobond IV = Bonded Duofoil® (100% coverage) + aluminum braid (67% coverage) + Duofoil (100% coverage) + aluminum braid (46% coverage).

** Pennsylvania Department of Environmental Resources and United States Mine Safety and Health Administration Certification.



For more information, contact Belden Technical Support: 1-800-BELDEN-1 • www.belden.com

Belden114@CableCon.kr / 0707-434-7704 / Fax. 02-744-0909 / www.CableCon.co.kr

Computer and Instrumentation Cable

93 Ohm Coax

Description	Part No.	UL NEC/ C(UL) CEC Type	Standard Lengths		Standard Unit Weight		Conductor (stranding) Diameter Nom. DCR	Nominal Core OD		Shielding Materials Nom. DCR	Nominal OD		Nom. Imp. (Ω)	Nom. Vel. of Prop.	Nominal Capacitance		Nominal Attenuation		
			Ft.	m	Lbs.	kg		Inch	mm		Inch	mm			pF/Ft.	pF/m	MHz	dB/ 100 Ft.	dB/ 100m

RG-62/U Type • 22 AWG Solid .025" Bare Copper-covered Steel Conductor • Bare Copper Braid Shield (94% Coverage)

Plenum • Semi-solid FEP Teflon® Insulation • Black or White Tint FEP Jacket

200°C	89269	NEC:	100 [▲]	30.5	5.2	2.4	22 AWG	.142	3.61	BC Braid	.200	5.08	93	85%	12.8	42.0	1	.3	1.0
		CMP	500	152.4	16.5	7.5	(solid)			94% Shield							10	.9	3.0
		CEC:	1000	304.8	33.0	15.0	.025"			Coverage							50	1.9	6.2
		CMP FT6					BCCS			3.4Ω/M'							100	2.7	8.9
							41.2Ω/M'			11.2Ω/km							200	3.8	12.5
							135.2Ω/km										400	5.3	17.4
																	700	7.3	23.9
																	900	8.2	26.9
																	1000	8.7	28.5

▲100 ft. put-up available in Black only.

Suitable for Outdoor and Direct Burial applications.

Plenum • Semi-solid FEP Teflon Insulation • Gray Fluorocopolymer Jacket

150°C	87269	NEC:	1000	304.8	34.0	15.4	22 AWG	.142	3.61	BC Braid	.200	5.08	93	85%	12.8	42.0	1	.3	1.0
		CMP					(solid)			94% Shield							10	.9	3.0
		CEC:					.025"			Coverage							50	1.9	6.2
		CMP FT6					BCCS			3.4Ω/M'							100	2.7	8.9
							41.2Ω/M'			11.2Ω/km							200	3.8	12.5
							135.2Ω/km										400	5.3	17.4
																	700	7.3	23.9
																	900	8.2	26.9
																	1000	8.7	28.5

Suitable for Outdoor and Direct Burial applications.

Plenum • Semi-solid FEP Teflon Insulation • Natural Flamarrest® Low-smoke Jacket

75°C	82269	NEC:	1000	304.8	30.0	13.6	22 AWG	.142	3.61	BC Braid	.200	5.08	93	85%	12.8	42.0	1	.3	1.0
		CMP					(solid)			94% Shield							10	.9	3.0
		CEC:					.025"			Coverage							50	1.9	6.2
		CMP FT6					BCCS			3.4Ω/M'							100	2.7	8.9
							41.2Ω/M'			11.2Ω/km							200	3.8	12.5
							135.2Ω/km										400	5.3	17.4
																	700	7.3	23.9
																	900	8.2	26.9
																	1000	8.7	28.5

Plenum • Foam FEP Teflon Insulation • White Tint FEP Jacket

200°C	86262	NEC:	500	152.4	16.0	7.3	22 AWG	.146	3.71	BC Braid	.204	5.18	93	85%	12.5	41.0	1	.3	1.8
		CMP	1000	304.8	32.0	14.5	(solid)			94% Shield							10	.9	3.0
		CEC:					.025"			Coverage							50	1.9	6.2
		CMP FT6					BCCS			3.4Ω/M'							100	2.7	8.9
							41.2Ω/M'			11.2Ω/km							200	3.8	12.5
							135.2Ω/km										400	5.3	17.4
																	700	7.3	23.9
																	900	8.2	26.9
																	1000	8.7	28.5

Suitable for Outdoor and Direct Burial applications.

Plenum • Foam FEP Teflon Insulation • Natural Flamarrest Jacket

75°C	82262	NEC:	U-1000	U-304.8	31.0	14.1	22 AWG	.146	3.71	BC Braid	.204	5.18	93	85%	12.5	41.0	1	.3	1.8
		CMP	1000	304.8	30.0	13.6	(solid)			94% Shield							10	.9	3.0
		CEC:					.025"			Coverage							50	1.9	6.2
		CMP FT6					BCCS			3.4Ω/M'							100	2.7	8.9
							41.2Ω/M'			11.2Ω/km							200	3.8	12.5
							135.2Ω/km										400	5.3	17.4
																	700	7.3	23.9
																	900	8.2	26.9
																	1000	8.7	28.5

BC = Bare Copper • BCCS = Bare Copper-covered Steel • DCR = DC Resistance • FEP = Fluorinated Ethylene Propylene

Contact the Belden Customer Service Department for a Comprehensive Connector Cross Reference. **1-800-BELDEN-1**.

Teflon is a DuPont trademark.

Computer and Instrumentation Cable

78 Ohm, 95 Ohm and 100 Ohm Twinax

Description	Part No.	UL NEC/ C(UL) CEC Type	Standard Lengths		Standard Unit Weight		Conductor (stranding) Diameter Nom. DCR	Nominal Core OD		Shielding Materials Nom. DCR	Nominal OD		Nom. Imp. (Ω)	Nom. Vel. of Prop.	Nominal Capacitance		Nominal Attenuation		
			Ft.	m	Lbs.	kg		Inch	mm		Inch	mm			pF/Ft.	pF/m	MHz	dB/100 Ft.	dB/100m

78 Ohm • 20 AWG Stranded (7x28) .038" Tinned Copper Conductors • Tinned Copper Braid Shield (93% Coverage)

Polyethylene Insulation • Blue PVC Jacket (Color Code: Clear, Blue)

UL AWM Style 2092 (300V 60°C)	9272	NEC: CM	100	30.5	4.5	2.0	20 AWG (7x28)	.156	3.96	TC Braid 93% Shield Coverage	.244	6.20	78	66%	19.7	64.6	1	.6	2.0
		CEC: CM	500	152.4	18.5	8.4	.038"			TC							10	2.1	6.9
			1000	304.8	39.0	17.7				3.4Ω/M'							50	5.0	16.4
			1000	304.8	41.0	18.6				9.5Ω/M'	11.2Ω/km						100	7.5	24.6
										31.2Ω/km							200	11.0	36.1
																	400	16.0	52.5

For Plenum version of 9272, see 89272.
CPE jacket optional.



Plenum • FEP Teflon® Insulation • Blue FEP Teflon Jacket (Color Code: Clear, Blue)

200°C	89272	NEC: CMP	500	152.4	17.0	7.7	20 AWG (7x28)	.148	3.76	TC Braid 93% Shield Coverage	.198	5.03	78	69.5%	18.4	60.4	1	.6	2.0
		CEC: CMP FT6	1000	304.8	38.0	17.3	.038"			TC							10	2.1	6.9
										3.9Ω/M'	12.8v/km						50	5.0	16.4
										9.5Ω/M'							100	7.5	24.6
										31.2Ω/km							200	11.0	36.1
																	400	16.0	52.5



Suitable for Aerial applications when supported by a messenger.

78 Ohm • 20 AWG Stranded (7x28) .038" Tinned Copper Conductors • Beldfoil® (100% Coverage) + TC Braid Shield (55% Coverage)

Polyethylene Insulation • Blue Sunlight-resistant PVC Jacket (Color Code: Clear, Blue)

UL AWM Style 2464 (300V 80°C)	9463	NEC: CM CL2	100	30.5	4.4	2.0	20 AWG (7x28)	.154	3.91	Beldfoil + 55% TC Braid	.238	6.05	78	66%	19.7	64.6	1	.6	2.0
		CEC: CM	500	152.4	18.0	8.2	.038"			TC							10	2.1	6.9
			1000	304.8	38.0	17.2				4.1Ω/M'							50	3.6	11.8
			1000*	304.8	39.0	17.7				9.5Ω/M'	13.4Ω/km						100	7.5	24.6
			6000*†	1828.7	234.0	106.1				31.0Ω/km							200	11.0	36.1
			10000*†	3048.0	380.0	172.4											400	16.0	52.5

CPE jacket optional.



PMSHA P-7K-SC-182141*
Allen Bradley P/N 1770-CD

*10000 ft. and 6000 ft. put-ups also available in Brown, Orange and Purple. 10,000 ft. available in Brown or Orange only.

RG-22B/U • 95 Ohm • 18 AWG Stranded (7x26) .046" Bare Copper Conductors** • Double Tinned Copper Braid Shield (95% Coverage)

Polyethylene Insulation • PE Inner Jacket • Black Non-contaminating PVC Outer Jacket (Color Code: Clear, Clear)

80°C VW-1	9250	—	500	152.4	61.5	27.9	18 AWG (7x26)	.285	7.24	(2) TC Braids 95% Shield Coverage	.416	10.67	95	66%	16.0	52.5	1	.3	1.0
			1000	304.8	121.0	54.9	.046"			BC							10	.9	3.0
										.9Ω/M'							20	1.3	4.3
										6.6Ω/M'	3.0Ω/km						50	2.1	6.9
										21.5Ω/km							100	3.0	9.8
																	400	6.3	20.7

CPE jacket optional.



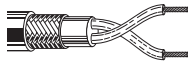
RG-22B/U Type

**1 conductor has tinned center strand. Non-contaminating PVC jacket.

100 Ohm • 20 AWG Stranded (7x28) .037" One Tinned/One Bare Copper Conductors • Duofoil® + Double TC Braid Shield (95% Coverage)

Polyethylene Insulation • Black High-density Polyethylene Jacket

Direct Burial 80°C	9815	—	500	152.4	34.5	15.7	20 AWG (7x28)	.236	5.99	TC Braid 95% Shield Coverage	.330	8.38	100	66%	14.5	47.6	1	.4	1.3
			1000	304.8	69.0	31.4	.037"			(1) TC, (1) BC							10	1.1	3.6
			2000	609.6	134.0	60.9				2.0Ω/M'							50	2.5	8.2
										6.6Ω/km							100	4.1	13.5
										9.5Ω/M'							200	6.4	21.0
										31.0Ω/km							400	10.2	33.5



BC = Bare Copper • DCR = DC Resistance • FEP = Fluorinated Ethylene Propylene • PE = Polyethylene • TC = Tinned Copper

Contact the Belden Customer Service Department for a Comprehensive Connector Cross Reference. **1-800-BELDEN-1**.

*Pennsylvania Department of Environmental Resources and United States Mine Safety and Health Administration Certification.

†Final put-up may vary from length shown. ±10% for spools or reels, ±5% for UnReel® cartons.

Teflon is a DuPont trademark.

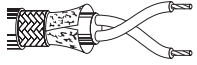
Computer and Instrumentation Cable

100 Ohm, 124 Ohm and 150 Ohm Twinax

Description	Part No.	UL NEC/ C(UL) CEC Type	Standard Lengths		Standard Unit Weight		Conductor (stranding) Diameter Nom. DCR	Nominal Core OD		Shielding Materials Nom. DCR	Nominal OD		Nom. Imp. (Ω)	Nom. Vel. of Prop.	Nominal Capacitance		Nominal Attenuation		
			Ft.	m	Lbs.	kg		Inch	mm		Inch	mm			pF/Ft.	pF/m	MHz	dB/ 100 Ft.	dB/ 100m

100 Ohm • 20 AWG Stranded (7x28) .037" One TC/One BC Conductor • Duofoil® (100% Coverage) + TC Braid Shield (86% Coverage)

Polyethylene Insulation • Polyethylene Inner Jacket • Black PVC Outer Jacket

	75°C	9207	NEC:	100	30.5	7.1	3.2	20 AWG	.236	5.99	Duofoil	.330	8.38	100	66%	14.5	47.6	1	.3	1.0	
			CM CL2	U-500	U-152.4	33.0	15.0	(7x28)			+86%								10	1.2	3.9
			CEC:	500	152.4	34.5	15.7	.037"			TC Braid								50	2.8	9.2
			CMG FT4	1000	304.8	68.0	30.9	(1) TC,			1.7Ω/M'								100	4.1	13.5
				1640	500.0	111.5	50.7	(1) BC			5.7Ω/km								200	6.4	21.0
				2000	609.6	136.0	61.8	9.5Ω/M'											400	10.2	33.5
				3280	1000.0	219.8	99.9	31.0Ω/km													
IBM P/N 7362211			5000	1524.0	350.0	159.1															

100 Ohm • 20 AWG Stranded (7x28) .037" One TC/One BC Conductor • Duofoil (100% Coverage) + TC Braid Shield (85% Coverage)

Plenum • FEP Insulation • Black FEP Jacket

	200°C	89207	NEC:	100	30.5	6.7	3.0	20 AWG	.201	5.11	Duofoil	.259	6.58	100	69.5%	14.0	46.0	1	.3	1.0	
			CMP	500	152.4	26.0	11.8	(7x28)			+85%								10	1.2	3.9
			CEC:	1000	304.8	55.0	25.0	.037"			TC Braid								50	2.8	9.2
			CMP FT6					(1) TC, (1) BC			2.5Ω/M'								100	4.1	13.5
								9.5Ω/M'			8.2Ω/km								200	6.4	21.0
							31.2Ω/km											300	8.4	27.6	
																		400	10.2	33.5	

124 Ohm • 25 AWG Stranded (7x33) .021" Tinned Copper Conductors • Beldfoil® Shield (100% Coverage) • Stranded TC Drain Wire

Polyethylene Insulation • Blue PVC Jacket (Color Code: Clear, Blue)

	UL AWM	9271	NEC:	100	30.5	3.2	1.5	25 AWG	.170	4.32	Beldfoil	.240	6.10	124	66%	12.2	40.0	1	.6	2.0	
	Style 2092		CM	500	152.4	12.5	5.7	(7x33)			12.0Ω/M'								10	1.7	5.6
	(300V 60°C)		CEC:	U-1000	U-304.8	27.0	12.3	.021"			39.4Ω/km								50	3.6	11.8
			CM	1000	304.8	28.0	12.7	TC											100	5.0	16.4
								31.8Ω/M'											200	6.9	22.6
							104.3Ω/km											400	9.6	31.5	

Shorting Fold

124 Ohm • 16 AWG Solid .051" Bare Copper Conductors • Duofoil (100% Coverage) + Tinned Copper Braid Shield (90% Coverage)

Foam Polyethylene Insulation • Black PVC Jacket (Color Code: Clear, Blue)

	UL AWM	9860	NEC:	500	152.4	52.0	23.6	16 AWG	.322	8.18	Duofoil	.440	11.18	124	78%	10.9	35.8	1	.2	.6	
	Style 2448		CMX	1000	304.8	103.0	46.8	(solid)			+ 90%								10	.7	2.3
	(30V 60°C)		CEC:	2000	609.6	202.0	91.8	.051"			TC Braid								50	1.8	5.9
	VW-1		CMX					BC			1.3Ω/M'								100	2.9	9.5
								4.2Ω/M'			4.3Ω/km								200	4.1	13.5
							13.8Ω/km											400	6.2	20.3	

150 Ohm • 22 AWG Stranded (19x34) .031" Tinned Copper Conductors • Duofoil Shield (100% Coverage) • Stranded TC Drain Wire

Datalene® Insulation • Black PVC Jacket (Color Code: Black, Yellow)

	UL AWM	9182	NEC:	U-500	U-152.4	21.5	9.8	22 AWG	.275	6.98	Duofoil	.345	8.76	150	78%	8.8	28.9	1	.4	1.3	
	Style 2668		CMX	500	152.4	23.0	10.4	(19x34)			6.3Ω/M'								10	1.2	3.9
	(30V 60°C)		CL2X	1000	304.8	44.0	20.0	.031"			20.7Ω/km								50	2.7	8.7
	VW-1		CEC:					TC											100	4.3	14.1
			CMX					14.0Ω/M'											200	6.2	20.3
							45.9Ω/km											400	8.8	28.9	

Shorting Fold

Plenum • Foam FEP Teflon Insulation • Black FEP Teflon Jacket (Color Code: Black, Yellow)

		89182	NEC:	100	30.5	6.4	2.9	22 AWG	.278	7.06	Duofoil	.307	7.80	150	78%	8.8	28.9	1	.4	1.3	
			CMP	500	152.4	28.0	12.7	(19x34)			6.3Ω/M'								10	1.2	3.9
			CL2P	1000	304.8	53.0	24.1	.031"			20.7Ω/km								50	2.7	8.7
			CEC:					TC											100	4.3	14.1
			CMP FT6					14.0Ω/M'											200	6.2	20.3
							45.9Ω/km											400	8.8	28.9	

BC = Bare Copper • DCR = DC Resistance • FEP = Fluorinated Ethylene Propylene • TC = Tinned Copper

Contact the Belden Customer Service Department for a Comprehensive Connector Cross Reference. **1-800-BELDEN-1**.

Teflon is a DuPont trademark.

BELDEN

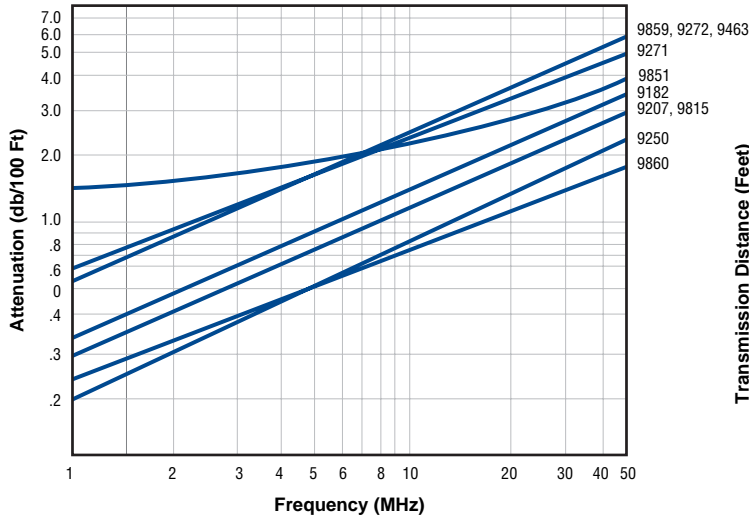
For more information, contact **Belden Technical Support: 1-800-BELDEN-1 • www.belden.com**

Belden114@CableCon.kr / 0707-434-7704 / Fax. 02-744-0909 / www.CableCon.co.kr

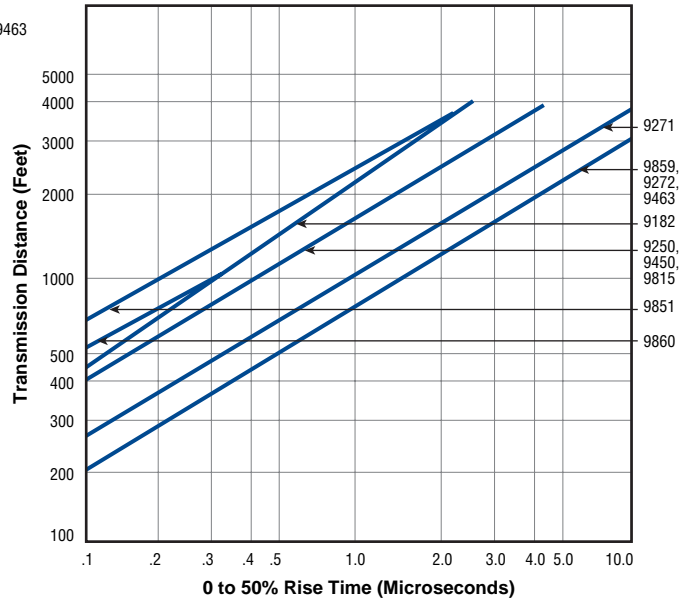
Computer and Instrumentation Cable

Electrical Characteristics — Twinax

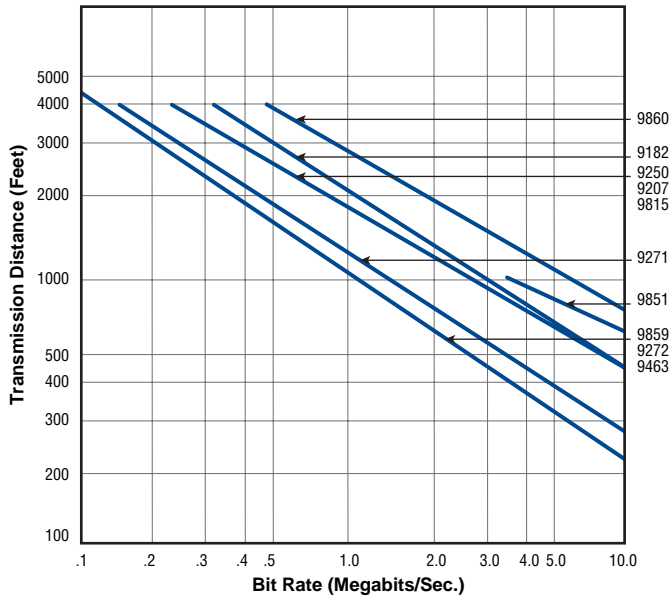
Attenuation



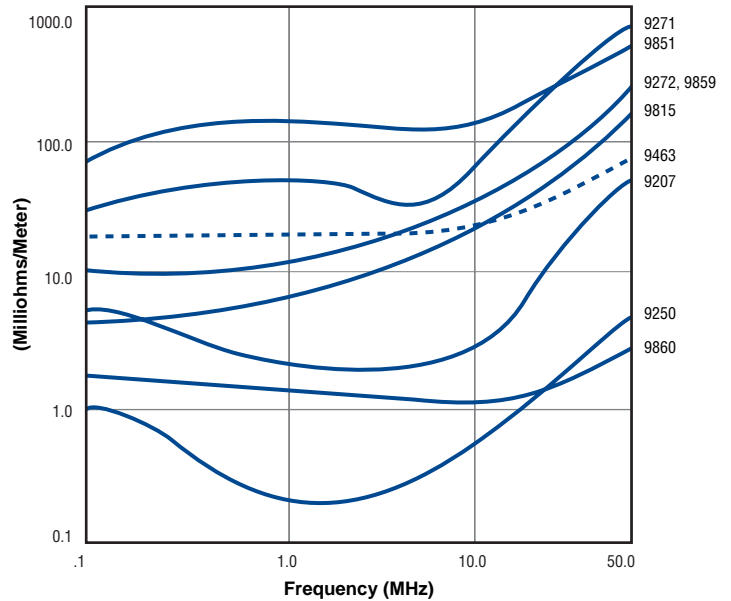
Rise Time



Bit Rate



Transfer Impedance



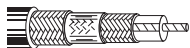
Computer and Instrumentation Cable

50 Ohm Triax

Description	Part No.	UL NEC/ C(UL) CEC Type	Standard Lengths		Standard Unit Weight		Conductor (stranding) Diameter Nom. DCR	Nominal Core OD		Shielding Materials Nom. DCR	Nominal OD		Nom. Imp. (Ω)	Nom. Vel. of Prop.	Nominal Capacitance		Nominal Attenuation		
			Ft.	m	Lbs.	kg		Inch	mm		Inch	mm			pF/Ft.	pF/m	MHz	dB/100 Ft.	dB/100m

RG-58A/U Type • 20 AWG Stranded (7x28) .037" Tinned Copper Conductor • Double Tinned Copper Braid Shield (96% Coverage)**Polyethylene Insulation • Yellow PVC Jacket** (Polyethylene Insulation between Braids)

75°C	9222	—	100	30.5	4.6	2.1	20 AWG (7x28)	.114	2.90	(2) TC Braids 96% Shield Coverage	.240	6.10	50	66%	30.8	101.0	1	.5	1.6
			U-500	U-152.4	19.5	8.8											10	1.5	4.9
			500	152.4	20.5	9.3	.037"										50	3.3	10.8
							TC			Inner:							100	4.9	16.1
							9.5Ω/M'			4.7Ω/M'							200	7.2	23.6
							31.0Ω/km			15.5Ω/km							400	12.0	39.4
										Outer:							700	18.0	57.1
										4.3Ω/M'							900	22.0	72.2
										14.1Ω/km							1000	24.0	78.7

**RG-8/U Type • 11 AWG** Stranded (7x19) .108" Bare Copper Conductor • Double Bare Copper Braid Shield (96% Coverage)**Foam Polyethylene Insulation • Black Polyethylene Jacket** (Polyethylene Insulation between Braids)

80°C	9888	—	500	152.4	72.5	33.0	11 AWG (7x19)	.285	7.24	(2) BC 96% Shield Coverage	.480	12.19	50	78%	26.0	85.3	1	.1	.5
			1000	304.8	140.0	63.6											10	.5	1.7
							.108"										50	1.2	3.9
							BC			Inner:							100	1.8	5.9
							1.2Ω/M'			1.2Ω/M'							200	2.7	8.9
							3.9Ω/km			3.9Ω/km							400	4.2	13.8
										Outer:							700	5.8	19.0
										2.1Ω/M'							900	6.7	22.0
										4.9Ω/km							1000	7.1	23.3

BC = Bare Copper • DCR = DC Resistance • TC = Tinned Copper

Contact the Belden Customer Service Department for a Comprehensive Connector Cross Reference. **1-800-BELDEN-1**.