

Broadband Coax


CATV Cables Series 6

Description	Part No.	UL NEC/ C(UL) CEC Type	Standard Lengths		Standard Unit Weight		Conductor (stranding) Diameter Nom. DCR	Nominal Core OD		Shielding Materials Nom. DCR	Nominal OD		Nom. Imp. (Ω)	Nom. Vel. of Prop.	Nominal Capacitance		Nominal Attenuation		
			Ft.	m	Lbs.	kg		Inch	mm		Inch	mm			pF/Ft.	pF/m	MHz	dB/ 100 Ft.	dB/ 100m

Series 6 • 18 AWG Solid .040" Bare Copper-covered Steel Conductor • Duobond® II + Aluminum Braid Shield (60% Coverage)

Gas-injected Foam Polyethylene Insulation • Polyethylene Jacket (Black or Orange)

80°C	9066	—	1000	304.8	26.0	11.8	18 AWG (solid) .040" 28.0Ω/M' 91.9Ω/km	.180	4.57	Duobond II* + 60% Aluminum Braid 9.0Ω/M' 29.5Ω/km	.270	6.86	75	83%	16.2	53.1	See Chart on page 6.92		
------	-------------	---	------	-------	------	------	--	------	------	--	------	------	----	-----	------	------	---------------------------	--	--



CoreGuard®

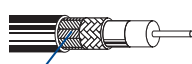
Gas-injected Foam Polyethylene Insulation • Black PVC Jacket

80°C	9116	NEC: CATV CM CEC: CM	U-500▲ 500▲ S-700 U-1000♦ 1000▼	U-152.4 U-152.4 U-213.4 U-304.8 U-304.8	15.0 16.0 18.2 30.0 31.0	6.8 7.3 8.3 13.6 14.1	18 AWG (solid) .040" 28.0Ω/M' 91.9Ω/km	.180	4.57	Duobond II* + 60% Aluminum Braid 9.0Ω/M' 29.5Ω/km	.270	6.86	75	83%	16.2	53.1	See Chart on page 6.92		
------	-------------	----------------------------------	---	---	--------------------------------------	-----------------------------------	--	------	------	--	------	------	----	-----	------	------	---------------------------	--	--

*500 ft. and U-500 ft. put-ups also available in White.
 ♦U-1000 ft. put-up also available in White, Neutral or Beige.
 ▼1000 ft. put-up also available in White or Neutral.

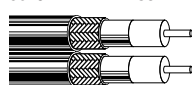
80°C	9116R	NEC: CATVR CMG CEC: CMG FT4	U-1000 1000	U-304.8 304.8	33.0 34.0	15.0 15.4	18 AWG (solid) .040" 28.0Ω/M' 91.9Ω/km	.180	4.57	Duobond II* + 60% Aluminum Braid 9.0Ω/M' 29.5Ω/km	.270	6.86	75	83%	16.2	53.1	See Chart on page 6.92		
------	--------------	---	----------------	------------------	--------------	--------------	--	------	------	--	------	------	----	-----	------	------	---------------------------	--	--

80°C	1545A	NEC: CATV CM CEC: CM	1000	304.8	31.0	14.1	18 AWG (solid) .040" 28.0Ω/M' 91.9Ω/km	.180	4.57	Duobond II* + 60% Aluminum Braid 9.0Ω/M' 29.5Ω/km	.270	6.86	75	83%	16.2	53.1	See Chart on page 6.92 Sweep tested 5 MHz to 1 GHz.		
------	--------------	----------------------------------	------	-------	------	------	--	------	------	--	------	------	----	-----	------	------	---	--	--




CoreGuard®

80°C	9077	NEC: CATV CM CEC: CM	1000	304.8	64.0	29.1	18 AWG (solid) .040" 28.0Ω/M' 91.9Ω/km	.180	4.57	Duobond II* + 60% Aluminum Braid 9.0Ω/M' 29.5Ω/km	.270 x .590	6.86 x 14.99	75	83%	16.2	53.1	See Chart on page 6.92 Sweep tested 5 MHz to 1 GHz.		
------	-------------	----------------------------------	------	-------	------	------	--	------	------	--	-------------------	--------------------	----	-----	------	------	---	--	--



80°C	9117M	—	1000	304.8	44.0	20.0	18 AWG (solid) .040" 28.0Ω/M' 91.9Ω/km	.180	4.57	Duobond II* + 60% Aluminum Braid 9.0Ω/M' 29.5Ω/km	.270 x .410	6.86 x 10.41	75	83%	16.2	53.1	See Chart on page 6.92		
------	--------------	---	------	-------	------	------	--	------	------	--	-------------------	--------------------	----	-----	------	------	---------------------------	--	--


.051" (1.3mm) galvanized steel messenger.



80°C	1258AM	—	1000	304.8	42.0	19.1	18 AWG (solid) .040" 28.0Ω/M' 91.9Ω/km	.180	4.57	Duobond II* + 60% Aluminum Braid 9.0Ω/M' 29.5Ω/km	.270 x .410	6.86 x 10.41	75	83%	16.2	53.1	See Chart on page 6.92 Sweep tested 5 MHz to 1 GHz.		
------	---------------	---	------	-------	------	------	--	------	------	--	-------------------	--------------------	----	-----	------	------	---	--	--

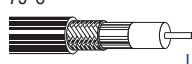
CoreGuard®

.051" (1.3mm) galvanized steel messenger.




Gas-injected Foam Polyethylene Insulation • Black Low-Smoke, Zero-Halogen Jacket

75°C	9116SB LSZH and ABS Type Approved new	NEC: CMG-LS CEC: CMG-LS FT4 Limited Smoke	1000	304.8	31.0	14.1	18 AWG (solid) .040" 28.0Ω/M' 91.9Ω/km	.180	4.57	Duobond II* + 60% Aluminum Braid 9.0Ω/M' 29.5Ω/km	.274	6.96	75	83%	16.2	53.1	See Chart on page 6.92 Sweep tested 5 MHz to 3 GHz.		
------	--	--	------	-------	------	------	--	------	------	--	------	------	----	-----	------	------	---	--	--



Plenum • Foam FEP Insulation • Natural Flamarrest® Jacket

75°C	9116P	NEC: CATVP CMP CEC: CMP FT6	U-1000 1000	U-304.8 304.8	27.0 27.0	12.3 12.3	18 AWG (solid) .040" 28.0Ω/M' 91.9Ω/km	.170	4.32	Duobond II* + 60% Aluminum Braid 9.0Ω/M' 29.5Ω/km	.235	5.97	75	83%	16.3	53.5	1 10 50 100 200 400 700 900 1000	.3 .7 1.6 2.2 3.0 4.6 6.6 7.7 8.2	1.0 2.2 5.3 7.2 9.8 15.1 21.7 25.3 26.9
------	--------------	---	----------------	------------------	--------------	--------------	--	------	------	--	------	------	----	-----	------	------	--	---	---



BCCS = Bare Copper-covered Steel • DCR = DC Resistance • FEP = Fluorinated Ethylene Propylene
 Contact the Belden Customer Service Department for a Comprehensive Connector Cross Reference. **1-800-BELDEN-1**.
 *Duobond II = Bonded Duofoil® (100% coverage) + aluminum braid (67% coverage).

Broadband Coax

CATV Cables

Series 6

Description	Part No.	UL NEC/ C(UL) CEC Type	Standard Lengths		Standard Unit Weight		Conductor (stranding) Diameter Nom. DCR	Nominal Core OD		Shielding Materials Nom. DCR	Nominal OD		Nom. Imp. (Ω)	Nom. Vel. of Prop.	Nominal Capacitance		Nominal Attenuation		
			Ft.	m	Lbs.	kg		Inch	mm		Inch	mm			pF/Ft.	pF/m	MHz	dB/100 Ft.	dB/100m

Series 6 • 18 AWG Solid .040" Bare Copper-covered Steel Conductor • Duobond® II + Aluminum Braid Shield (90% Coverage)

Gas-injected Foam Polyethylene Insulation • PVC Jacket (Available in Black or Neutral)

80°C	1530A	NEC: CATV CM CEC: CM	U-1000 [▲] 1000 [▲]	U-304.8 304.8	31.0 32.0	14.1 14.5	18 AWG (solid) .040" BCCS 28.0Ω/M' 91.9Ω/km	.180 4.57		Duobond II* + 90% Aluminum Braid 5.0Ω/M' 16.4Ω/km	.270 6.86	75	83%	16.2	53.1	See Chart on page 6.92		
------	--------------	----------------------------------	--	------------------	--------------	--------------	--	--------------	--	--	--------------	----	-----	------	------	---------------------------	--	--

[▲]1000 ft. and U-1000 ft. put-ups also available in White Neutral.

Plenum • Foam FEP Insulation • Natural Flamarrest® Jacket

75°C	1530AP	NEC: CATVP CMP CEC: CMP FT6	1000	304.8	31.0	14.1	18 AWG (solid) .040" BCCS 28.0Ω/M' 91.9Ω/km	.170 4.32		Duobond II* + 90% Aluminum Braid 5.0Ω/M' 16.4Ω/km	.235 5.97	75	83%	16.3	53.5	1 10 50 100 200 400 700 900 1000	.3 .7 1.6 2.2 3.0 4.6 6.6 7.7 8.2	1.0 2.3 5.3 7.2 9.8 15.1 21.7 25.3 26.9
------	---------------	---	------	-------	------	------	--	--------------	--	--	--------------	----	-----	------	------	--	---	---

Gas-injected Foam Polyethylene Insulation • Black PVC Jacket

80°C	1531AM	—	1000	304.8	45.0	20.4	18 AWG (solid) .040" BCCS 28.0Ω/M' 91.9Ω/km	.180 4.57		Duobond II* + 90% Aluminum Braid 5.0Ω/M' 16.4Ω/km	.270 6.86 x x .410 10.41	75	83%	16.2	53.1	See Chart on page 6.92		
------	---------------	---	------	-------	------	------	--	--------------	--	--	---	----	-----	------	------	---------------------------	--	--

.051" (1.3mm) galvanized steel messenger.

Gas-injected Foam Polyethylene Insulation • Polyethylene Jacket (Black or Orange)

Burial 80°C	1532A	—	1000	304.8	27.0	12.3	18 AWG (solid) .040" BCCS 28.0Ω/M' 91.9Ω/km	.180 4.57		Duobond II* + 90% Aluminum Braid 5.0Ω/M' 16.4Ω/km	.270 6.86	75	83%	16.2	53.1	See Chart on page 6.92		
----------------	--------------	---	------	-------	------	------	--	--------------	--	--	--------------	----	-----	------	------	---------------------------	--	--

CoreGuard®

BCCS = Bare Copper-covered Steel • DCR = DC Resistance • FEP = Fluorinated Ethylene Propylene

Contact the Belden Customer Service Department for a Comprehensive Connector Cross Reference. **1-800-BELDEN-1**.

*Duobond II = Bonded Duofoil® (100% coverage) + aluminum braid (67% coverage).

Broadband Coax

CATV Cables

Series 6

Description	Part No.	UL NEC/ C(UL) CEC Type	Standard Lengths		Standard Unit Weight		Conductor (stranding) Diameter Nom. DCR	Nominal Core OD		Shielding Materials Nom. DCR	Nominal OD		Nom. Imp. (Ω)	Nom. Vel. of Prop.	Nominal Capacitance		Nominal Attenuation		
			Ft.	m	Lbs.	kg		Inch	mm		Inch	mm			pF/Ft.	pF/m	MHz	dB/ 100 Ft.	dB/ 100m

Series 6 • 18 AWG Solid .040" Bare Copper-covered Steel Conductor • Duobond® III + Aluminum Braid Shield (60% Coverage)**Gas-injected Foam Polyethylene Insulation • Black PVC Jacket**

80°C	9118	NEC: CATV CM CEC: CM	U-1000 [▲] 1000	U-304.8 304.8	30.0 30.0	13.6 13.6	18 AWG (solid) .040" BCCS 28.0Ω/M' 91.9Ω/km	.180	4.57	Duobond III* + 60% Aluminum Braid 6.5Ω/M' 21.3Ω/km	.278 x	7.06 x	75	83%	16.2	53.1	See Chart on page 6.92		
------	-------------	----------------------------------	-----------------------------	------------------	--------------	--------------	--	------	------	---	-----------	-----------	----	-----	------	------	---------------------------	--	--

▲U-1000 ft. put-up also available in Beige, White and White Neutral.

80°C	9119M	—	1000	304.8	43.0	19.5	18 AWG (solid) .040" BCCS 28.0Ω/M' 91.9Ω/km	.180	4.57	Duobond III* + 60% Aluminum Braid 6.5Ω/M' 21.3Ω/km	.275 x	6.99 x	75	83%	16.2	53.1	See Chart on page 6.92		
------	--------------	---	------	-------	------	------	--	------	------	---	-----------	-----------	----	-----	------	------	---------------------------	--	--

.051" (1.3mm) galvanized steel messenger.

80°C	1546A	NEC: CATV CM CEC: CM	U-1000	U-304.8	31.0	14.1	18 AWG (solid) .040" BCCS 28.0Ω/M' 91.9Ω/km	.180	4.57	Duobond III* + 60% Aluminum Braid 6.5Ω/M' 21.3Ω/km	.278	7.06	75	83%	16.2	53.1	See Chart on page 6.92		
------	--------------	----------------------------------	--------	---------	------	------	--	------	------	---	------	------	----	-----	------	------	---------------------------	--	--

CoreGuard®

Gas-injected Foam Polyethylene Insulation • Polyethylene Jacket (Black or Orange)

Burial 80°C	1837A	—	1000	304.8	26.0	11.8	18 AWG (solid) .040" BCCS 28.0Ω/M' 91.9Ω/km	.180	4.57	Duobond III* + 60% Aluminum Braid 6.5Ω/M' 21.3Ω/km	.275	6.99	75	83%	16.2	53.1	See Chart on page 6.92		
----------------	--------------	---	------	-------	------	------	--	------	------	---	------	------	----	-----	------	------	---------------------------	--	--

CoreGuard®

Series 6 • 18 AWG Solid .040" Bare Copper-covered Steel Conductor • Bonded Beldfoil® + Aluminum Braid Shield (50% Coverage)**Gas-injected Foam Polyethylene Insulation • Black PVC Jacket**

80°C	5339G5 <small>new</small>	NEC: CATV, CMG CEC: CMG FT4	U-1000 1000	U-304.8 304.8	24.0 24.0	10.9 10.9	18 AWG (solid) .040" BCCS 28.0Ω/M' 91.9Ω/km	.180	4.57	Bonded Beldfoil + 50% AL Braid 15.0Ω/M' 49.2Ω/km	.253	6.43	75	83%	16.2	53.1	See Chart on page 6.92		
------	-------------------------------------	---	----------------	------------------	--------------	--------------	--	------	------	---	------	------	----	-----	------	------	---------------------------	--	--

AL = Aluminum • BCCS = Bare Copper-covered Steel • DCR = DC Resistance

Contact the Belden Customer Service Department for a Comprehensive Connector Cross Reference. **1-800-BELDEN-1**.

*Duobond III = Bonded Duofoil® (100% coverage) + aluminum braid (67% coverage) + Duofoil (100% coverage).

Broadband Coax

CATV Cables

Series 6

Description	Part No.	UL NEC/ C(UL) CEC Type	Standard Lengths		Standard Unit Weight		Conductor (stranding) Diameter Nom. DCR	Nominal Core OD		Shielding Materials Nom. DCR	Nominal OD		Nom. Imp. (Ω)	Nom. Vel. of Prop.	Nominal Capacitance		Nominal Attenuation		
			Ft.	m	Lbs.	kg		Inch	mm		Inch	mm			pF/Ft.	pF/m	MHz	dB/ 100 Ft.	dB/ 100m
Series 6 • 18 AWG Solid .040" Bare Copper-covered Steel Conductor(s) • Duobond® III + Aluminum Braid Shield (77% Coverage)																			
Gas-injected Foam Polyethylene Insulation • Black PVC Jacket																			
80°C	1613A	NEC: CATV CM CEC: CM	B-700 [▲] U-1000 [▲] 1000	B-213.0 U-304.8 304.8	19.6 31.0 31.0	8.9 14.1 14.1	18 AWG (solid) .040"	.180	4.57	Duobond III* + 77% Aluminum Braid	.278	7.06	75	83%	16.2	53.1	See Chart on page 6.92		
							28.0Ω/M' 91.9Ω/km			5.6Ω/M' 18.4Ω/km									
*B-700 also available in White. U-1000 ft. also available in White and White Neutral.																			
80°C	1615AM	—	1000	304.8	44.0	20.0	18 AWG (solid) .040"	.180	4.57	Duobond III* + 77% Aluminum Braid	.275 x .416	6.99 x 10.57	75	83%	16.2	53.1	See Chart on page 6.92		
							28.0Ω/M' 91.9Ω/km			5.6Ω/M' 18.4Ω/km									
.051" (1.3mm) galvanized steel messenger.																			
80°C	1616AM	—	1000	304.8	45.0	20.4	18 AWG (solid) .040"	.180	4.57	Duobond III* + 77% Aluminum Braid	.275 x .416	6.99 x 10.57	75	83%	16.2	53.1	See Chart on page 6.92		
							28.0Ω/M' 91.9Ω/km			5.6Ω/M' 18.4Ω/km									
CoreGuard® .051" (1.3mm) galvanized steel messenger.																			
Gas-injected Foam Polyethylene Insulation • Polyethylene Jacket (Black or Orange)																			
Burial 80°C	1614A	—	1000	304.8	27.0	12.3	18 AWG (solid) .040"	.180	4.57	Duobond III* + 77% Aluminum Braid	.275	6.99	75	83%	16.2	53.1	See Chart on page 6.92		
							28.0Ω/M' 91.9Ω/km			5.6Ω/M' 18.4Ω/km									
CoreGuard®																			

BCCS = Bare Copper-covered Steel • DCR = DC Resistance

Contact the Belden Customer Service Department for a Comprehensive Connector Cross Reference. **1-800-BELDEN-1**.

*Duobond III = Bonded Duofoil® (100% coverage) + aluminum braid (67% coverage) + Duofoil (100% coverage).

Broadband Coax

CATV Cables

Series 6

Description	Part No.	UL NEC/ C(UL) CEC Type	Standard Lengths		Standard Unit Weight		Conductor (stranding) Diameter Nom. DCR	Nominal Core OD		Shielding Materials Nom. DCR	Nominal OD		Nom. Imp. (Ω)	Nom. Vel. of Prop.	Nominal Capacitance		Nominal Attenuation		
			Ft.	m	Lbs.	kg		Inch	mm		Inch	mm			pF/Ft.	pF/m	MHz	dB/ 100 Ft.	dB/ 100m
Series 6 • 18 AWG Solid .040" Bare Copper-covered Steel Conductor(s) • Duobond Plus® + Aluminum Braid Shield (77% Coverage)																			
Gas-injected Foam Polyethylene Insulation • Black PVC Jacket																			
80°C	9058	NEC: CATV CM CEC: CM	U-1000*	U-304.8	32.0	14.5	18 AWG (solid) .040"	.180	4.57	Duobond Plus* + 77% Aluminum Braid	.275	6.99	75	83%	16.2	53.1	See Chart on page 6.92		
			1000	304.8	31.0	14.1	28.0Ω/M' 91.9Ω/km			5.6Ω/M' 18.4Ω/km							Sweep tested 5 MHz to 1 GHz.		
Shorting Fold																			
*U-1000 ft. put-up also available in White or Beige.																			
Aerial 80°C	9059M <small>new</small>	—	1000	304.8	43.0	19.5	18 AWG (solid) .040"	.180	4.57	Duobond Plus* + 77% Aluminum Braid	.275 x .416	6.99 x 10.57	75	83%	16.2	53.1	See Chart on page 6.92		
							28.0Ω/M' 91.9Ω/km			5.6Ω/M' 18.4Ω/km							Sweep tested 5 MHz to 1 GHz.		
Shorting Fold CoreGuard®																			
.051" (1.3mm) galvanized steel messenger.																			
80°C	1260AM	—	1000	304.8	44.0	20.0	18 AWG (solid) .040"	.180	4.57	Duobond Plus* + 77% Aluminum Braid	.275 x .416	6.99 x 10.57	75	83%	16.2	53.1	See Chart on page 6.92		
							28.0Ω/M' 91.9Ω/km			5.6Ω/M' 18.4Ω/km							Sweep tested 5 MHz to 1 GHz.		
Shorting Fold CoreGuard																			
.051" (1.3mm) galvanized steel messenger.																			
Gas-injected Foam Polyethylene Insulation • PVC Jacket (Available in Black or Orange)																			
Burial 80°C	9062	—	1000	304.8	27.0	12.3	18 AWG (solid) .040"	.180	4.57	Duobond Plus* + 77% Aluminum Braid	.275	6.99	75	83%	16.2	53.1	See Chart on page 6.92		
							28.0Ω/M' 91.9Ω/km			5.6Ω/M' 18.4Ω/km							Sweep tested 5 MHz to 1 GHz.		
Shorting Fold CoreGuard																			

BCCS = Bare Copper-covered Steel • DCR = DC Resistance

Contact the Belden Customer Service Department for a Comprehensive Connector Cross Reference. **1-800-BELDEN-1**.

*Duobond Plus = Bonded Duofoil® (100% coverage) + aluminum braid (67% coverage) + shorting fold.

Broadband Coax

CATV Cables

Series 6

Description	Part No.	UL NEC/ C(UL) CEC Type	Standard Lengths		Standard Unit Weight		Conductor (stranding) Diameter Nom. DCR	Nominal Core OD		Shielding Materials Nom. DCR	Nominal OD		Nom. Imp. (Ω)	Nom. Vel. of Prop.	Nominal Capacitance		Nominal Attenuation		
			Ft.	m	Lbs.	kg		Inch	mm		Inch	mm			pF/Ft.	pF/m	MHz	dB/ 100 Ft.	dB/ 100m

Series 6 • 18 AWG Solid .040" Bare Copper-covered Steel Conductor • Duobond® IV Quad Shield (60% and 40% Coverage)

Gas-injected Foam Polyethylene Insulation • Black PVC Jacket

80°C	1191AM	—	1000	304.8	46.0	20.9	18 AWG (solid) .040"	.180	4.57	Duobond IV* 60% & 40% Aluminum Braids	.298 x .433	7.57 x 11.00	75	83%	16.2	53.1	See Chart on page 6.92		
							28.0Ω/M' 91.9Ω/km			4.8Ω/M' 15.7Ω/km					Sweep tested 5 MHz to 1 GHz.				

.051" (1.3mm) galvanized steel messenger.

80°C	1322R <small>NEW</small>	NEC: CATVR, CMR CEC: CMG FT4	U-1000 1000	U-304.8 304.8	41.0 35.0	18.6 15.9	18 AWG (solid) .040"	.180	4.57	Duobond IV* 60% & 40% Aluminum Braids	.298 x .433	7.57 x 11.00	75	83%	16.2	53.1	5 55 500 750 1000 1450 1800 3000	.5 1.4 4.1 5.1 6.0 7.4 8.3 10.5	1.6 4.6 13.5 16.7 19.7 24.3 27.2 34.5
							28.0Ω/M' 91.9Ω/km			4.8Ω/M' 15.7Ω/km					Sweep tested 5 MHz to 3 GHz.				

Gas-injected Foam Polyethylene Insulation • PVC Jacket (Available in Black or White)

80°C	1189A	NEC: CATV CM CEC: CM	U-500 U-1000	U-152.4 U-304.8	18.0 35.0	8.2 15.9	18 AWG (solid) .040"	.180	4.57	Duobond IV* 60% & 40% Aluminum Braids	.298 x .433	7.57 x 11.00	75	83%	16.2	53.1	See Chart on page 6.92		
							28.0Ω/M' 91.9Ω/km			4.8Ω/M' 15.7Ω/km									

*1000 ft. put-up also available in Beige or White Neutral.

Plenum • Foam FEP Insulation • Natural Flamarrest® Jacket

75°C	1189AP	NEC: CATVP CMP CEC: CMP FT6	1000	304.8	32.0	14.5	18 AWG (solid) .040"	.170	4.32	Duobond IV* 60% & 40% Aluminum Braids	.248 x .433	6.30 x 11.00	75	83%	16.3	53.5	1 10 50 100 200 400 700 900 1000	.3 .7 1.6 2.2 3.0 4.6 6.6 7.7 8.2	1.0 2.2 5.3 7.2 9.8 15.1 21.7 25.3 26.9
							28.0Ω/M' 91.9Ω/km			4.8Ω/M' 15.7Ω/km					Sweep tested 5 MHz to 1 GHz.				

BCCS = Bare Copper-covered Steel • DCR = DC Resistance • FEP = Fluorinated Ethylene Propylene

Contact the Belden Customer Service Department for a Comprehensive Connector Cross Reference. **1-800-BELDEN-1**.

*Duobond IV = Bonded Duofoil® (100% coverage) + aluminum braid (67% coverage) + Duofoil (100% coverage) + aluminum braid (46% coverage).

Broadband Coax

CATV Cables

Series 6

Description	Part No.	UL NEC/ C(UL) CEC Type	Standard Lengths		Standard Unit Weight		Conductor (stranding) Diameter Nom. DCR	Nominal Core OD		Shielding Materials Nom. DCR	Nominal OD		Nom. Imp. (Ω)	Nom. Vel. of Prop.	Nominal Capacitance		Nominal Attenuation		
			Ft.	m	Lbs.	kg		Inch	mm		Inch	mm			pF/Ft.	pF/m	MHz	dB/100 Ft.	dB/100m

Series 6 • 18 AWG Solid .040" Bare Copper-covered Steel Conductor • Duobond® IV Quad Shield (60% and 40% Coverage)

Gas-injected Foam Polyethylene Insulation • Polyethylene Jacket with CoreGuard® (Black or Orange)

Burial 80°C	1190A	—	1000	304.8	31.0	14.1	18 AWG (solid) .040"	.180	4.57	Duobond IV* 60% + 40% Aluminum Braids	.298	7.57	75	83%	16.2	53.1	See Chart on page 6.92		
							28.0Ω/M' 91.9Ω/km			4.8Ω/M' 15.7Ω/km									



CoreGuard®

Series 6 • 18 AWG Solid .040" Bare Copper-covered Steel Conductor • Duofoil® (100% Coverage) + TC Braid Shield (95% Coverage)

Plenum • Foam FEP Insulation • Black FEP Jacket

200°C	89120	NEC:	500	152.4	21.5	9.8	18 AWG (solid) .040"	.170	4.32	Duofoil 95% TC	.234	5.94	75	82%	16.5	54.1	1	.3	1.0
		CATVP	1000	304.8	46.0	20.9	BCCS			Braid								10	.7
		CMP				28.0Ω/M'			1.7Ω/M'								50	1.6	5.3
		CEC:				91.9Ω/km			5.6Ω/km								100	2.2	7.2
		CMP FT6															200	3.0	9.8
																	400	4.6	15.1
																	700	6.6	21.7
																	900	7.7	25.3
																	1000	8.2	26.9



Plenum • Foam FEP Insulation • Black Fluorocopolymer Jacket

150°C	87120	NEC:	500	152.4	20.5	9.3	18 AWG (solid) .040"	.170	4.32	Duofoil 95% TC	.234	5.94	75	82%	16.5	54.1	1	.3	1.0
		CATVP	1000	304.8	45.0	20.4	BCCS			Braid								10	.7
		CMP				28.0Ω/M'			1.7Ω/M'								50	1.6	5.3
		CEC:				91.9Ω/km			5.6Ω/km								100	2.2	7.2
		CMP FT6, CXC FT4															200	3.0	9.8
																	400	4.6	15.1
																	700	6.6	21.7
																	900	7.7	25.3
																	1000	8.2	26.9



Plenum • Foam FEP Insulation • Natural Flamarrest® Jacket

75°C	82120	NEC:	1000	304.8	44.0	20.0	18 AWG (solid) .040"	.170	4.32	Duofoil 95% TC	.234	5.94	75	82%	16.5	54.1	1	.3	1.0
		CATVP					BCCS			Braid								10	.7
		CMP				28.0Ω/M'			1.7Ω/M'								50	1.6	5.3
		CEC:				91.9Ω/km			5.6Ω/km								100	2.2	7.2
		CMP FT6															200	3.0	9.8
																	400	4.6	15.1
																	700	6.6	21.7
																	900	7.7	25.3
																	1000	8.2	26.9



Series 6 • 18 AWG Solid .040" BCCS Conductor • Duofoil (100% Coverage) + TC Braid Shield (60% and 40% Coverage)

Plenum • Foam FEP Insulation • Snow Beige FEP Jacket

200°C	1152A	NEC:	500	152.4	27.5	12.5	18 AWG (solid) .040"	.170	4.32	(2) Duofoil Shields	.273	6.93	75	82%	16.5	54.1	1	.3	1.0
		CATVP	1000	304.8	53.0	24.1	BCCS			+ (2) TC Braids								10	.7
		CMP				28.0Ω/M'			1.8Ω/M'								50	1.6	5.3
		CEC:				91.9Ω/km			5.9Ω/km								100	2.2	7.2
		CMP FT6															200	3.0	9.8
																	400	4.6	15.1
																	700	6.6	21.7
																	900	7.7	25.3
																	1000	8.2	26.9



BCCS = Bare Copper-covered Steel • DCR = DC Resistance • FEP = Fluorinated Ethylene Propylene • TC = Tinned Copper

Contact the Belden Customer Service Department for a Comprehensive Connector Cross Reference. **1-800-BELDEN-1**.

*Duobond IV = Bonded Duofoil (100% coverage) + aluminum braid (67% coverage) + Duofoil (100% coverage) + aluminum braid (46% coverage).