

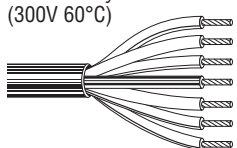
Unshielded

Audio, Control and Instrumentation Cables Plenum-Rated and Non-Plenum

Description	Part No.	UL NEC/ C(UL) CEC Type	No. of Cond.	Color Code	Standard Lengths		Standard Unit Weight		Insulation Thickness		Jacket Thickness		Nominal OD	
					Ft.	m	Lbs.	kg	Inch	mm	Inch	mm	Inch	mm

18 AWG Stranded (19x30) Tinned Copper Conductors • Conductors Cabled (continued)

PVC Insulation • Chrome PVC Jacket


 UL AWM Style 2598 (300V 60°C)	8619	NEC:	19	See	100	30.5	20.3	9.2	.017	.43	.045	1.14	.490	12.45
		CMG:		Chart 2R	500	152.4	101.0	45.9						
		CEC:		(Tech Info Section)	1000	304.8	198.0	90.0						
		CMG FT4												
	9626	NEC:	25	See	100	30.5	29.1	13.2	.017	.43	.060	1.52	.612	15.54
		CMG:		Chart 2R	500	152.4	139.5	63.3						
		CEC:		(Tech Info Section)	1000	304.8	277.0	125.8						
		CMG FT4												

Plenum • FEP Insulation • Red FEP Jacket

 300V RMS	88489	NEC:	4	Black,	500 [†]	152.4	14.5	6.6	.007	.18	.009	.23	.161	4.09
		CMP:		White,	1000 [†]	304.8	29.0	13.2						
		CEC:		Red,										
		CMP FT6		Green										


Suitable for Outdoor and Direct Burial applications.

Plenum • FEP Insulation • Natural Flamarrest® Jacket

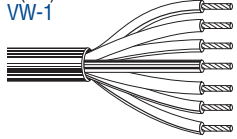
 300V RMS	82489	NEC:	4	Black,	U-1000 [†]	U-304.8	31.0	14.1	.007	.18	.014	.36	.170	4.32
		CMP:		White,	1000 [†]	304.8	29.0	13.2						
		CEC:		Red,										
		CMP FT6		Green										

16 AWG Stranded (19x29) Tinned Copper Conductors • Conductors Cabled

PVC Insulation • Cabled Wire (No Jacket)

 UL AWM Style 1007 (300V 80°C) VW-1	9498	—	3	Orange, Black, Orange w/ Black Stripe	1000	304.8	42.0	19.1	.027	.69	—	—	.243	6.17
---	-------------	---	---	--	------	-------	------	------	------	-----	---	---	------	------

PVC Insulation • Chrome PVC Jacket

 600V RMS 80°C C(UL) FT4 VW-1	8620	—	4	See Chart 2	100	30.5	8.9	4.0	.031	.79	.042	1.07	.376	9.55
				(Tech Info Section)	500	152.4	44.0	20.0						
					1000	304.8	88.0	40.0						
	9620	—	5	See Chart 2	100	30.5	11.0	5.0	.031	.79	.042	1.07	.411	10.44
				(Tech Info Section)	500	152.4	53.5	24.3						
					1000	304.8	109.0	49.5						
	8621	—	7	See Chart 2R	100	30.5	13.2	6.0	.031	.79	.045	1.14	.458	11.63
				(Tech Info Section)	500	152.4	73.5	33.4						
					1000	304.8	143.0	65.0						
	9721	—	8	See Chart 2R	100	30.5	27.3	12.4	.031	.79	.045	1.14	.496	12.60
				(Tech Info Section)	500	152.4	136.5	62.0						
					1000	304.8	269.0	122.1						
	9621	—	9	See Chart 2R	100	30.5	17.0	7.8	.031	.79	.045	1.14	.533	13.54
				(Tech Info Section)	500	152.4	94.0	42.7						
					1000	304.8	181.0	82.2						
	8622	—	12	See Chart 2R	100	30.5	27.0	12.3	.031	.79	.060	1.52	.627	15.93
				(Tech Info Section)	500	152.4	126.5	57.4						
					1000	304.8	251.0	114.0						
	8623	—	15	See Chart 2R	100	30.5	32.5	14.8	.031	.79	.060	1.52	.694	17.63
				(Tech Info Section)	500	152.4	155.5	70.6						
					1000	304.8	314.0	142.6						
	8624	—	19	See Chart 2R	100	30.5	36.8	16.7	.031	.79	.065	1.65	.740	18.80
				(Tech Info Section)	500	152.4	178.5	81.0						
					1000	304.8	361.0	164.0						
	9622	—	25	See Chart 2R	100	30.5	49.0	22.2	.031	.79	.065	1.65	.879	22.33
				(Tech Info Section)	500	152.4	236.0	107.1						
					1000	304.8	480.0	217.9						

[†]Spools and/or UnReel® cartons are one piece, but length may vary ± 10% for spools and ± 5% for UnReel from length shown.



For more information, contact Belden Technical Support: 1-800-BELDEN-1 • www.belden.com

Belden114@CableCon.kr / 0707-434-7704 / Fax. 02-744-0909 / www.CableCon.co.kr