





Unshielded



Audio, Control and Instrumentation Cables
Non-Plenum

Description	Part No.	UL NEC/ C(UL) CEC Type	No. of Cond.	Color Code	Standard Lengths		Standard Unit Weight		Insulation Thickness		Jacket Thickness		Nominal OD	
					Ft.	m	Lbs.	kg	Inch	mm	Inch	mm	Inch	mm

22 AWG Solid Bare Copper Conductors • Conductors Cabled**Polyethylene Insulation • Rose Gray PVC Jacket**

UL AWM Style 2092 (300V 60°C) 	8795	NEC: CM CEC: CM	2	Red, Green	U-500 U-1000 1000	U-152.4 U-304.8 304.8	10.0 19.0 17.0	4.5 8.6 7.8	.018	.46	.022	.56	.168	4.27
UL AWM Style 2093 (300V 60°C) 	8794	NEC: CM	3	Green, Red, Yellow	U-1000 1000	U-304.8 304.8	22.0 21.0	10.0 9.6	.018	.46	.022	.56	.178	4.52
UL AWM Style 2094 (300V 60°C) 	9794	NEC: MP, CM	4	Green, Red, Yellow, Black	U-500 U-1000 1000	U-152.4 U-304.8 304.8	14.0 26.0 25.0	6.4 11.8 11.4	.018	.46	.025	.64	.200	5.08
UL AWM Style 2094 (300V 60°C) 	1242A	NEC: CM CEC: CM	4	Green, Red, Yellow, Black	U-1000	U-304.8	16.0	7.2	.018	.46	.025	.64	.154	3.91

22 AWG Stranded (7x30) Tinned Copper Conductors • Conductors Cabled**PVC Insulation • Chrome PVC Jacket**

	8442*	NEC: CMG CEC: CMG FT4	2	Black, Red	100 U-500 500 U-1000 1000 10000 [†]	30.5 U-152.4 152.4 U-304.8 304.8 3048.0	2.4 1.1 8.0 7.5 15.0 15.0 150.0	1.1 3.7 3.4 6.8 6.8 68.2	.015	.38	.025	.64	.170	4.32	For Plenum versions of 8442, see 88442 or 82442.
*Twisted pair															
UL AWM Style 2576 (150V 80°C) 	8443	NEC: CMG CEC: CMG FT4	3	Black, Red, Green	100 U-500 500 U-1000 1000	30.5 U-152.4 152.4 U-304.8 304.8	2.7 1.2 9.5 9.5 18.0 18.0	1.2 5.2 4.3 4.3 8.2 8.2	.010	.25	.032	.81	.172	4.37	
	8444	NEC: CMG CEC: CMG FT4	4	See Chart 1 (Tech Info Section)	100 U-500 500 U-1000 1000	30.5 U-152.4 152.4 U-304.8 304.8	3.1 1.4 11.5 11.5 22.0 23.0	1.4 5.2 5.2 10.0 10.5	.010	.25	.032	.81	.185	4.70	For Plenum versions of 8444, see 88444 or 82444.
	8445	NEC: CMG CEC: CMG FT4	5	See Chart 1 (Tech Info Section)	100 U-500 500 U-1000 1000	30.5 U-152.4 152.4 U-304.8 304.8	3.5 1.6 13.5 13.5 25.0 26.0	1.6 6.1 6.1 11.4 11.8	.010	.25	.032	.81	.194	4.93	
	9430	NEC: CMG CEC: CMG FT4	7	See Chart 1 (Tech Info Section)	U-500 500 U-1000 1000	U-152.4 152.4 U-304.8 304.8	17.0 7.7 17.0 7.7 32.0 14.5 34.0	7.7 7.7 14.5 15.9	.010	.25	.032	.81	.214	5.44	
	9421	NEC: CMG CEC: CMG FT4	8	See Chart 1 (Tech Info Section)	100 U-500 500 U-1000 1000	30.5 U-152.4 152.4 U-304.8 304.8	4.2 1.9 19.0 8.7 18.5 8.4 36.0 16.3 38.0 17.2	1.9 8.7 8.4 16.3 17.2	.010	.25	.032	.81	.229	5.82	
	9423	NEC: CMG CEC: CMG FT4	9	See Chart 1 (Tech Info Section)	100 U-500 500 U-1000 1000	30.5 U-152.4 152.4 U-304.8 304.8	4.7 2.1 21.0 9.6 21.5 9.8 41.0 18.6 43.0 19.5	2.1 9.6 9.8 18.6 19.5	.010	.25	.032	.81	.244	6.20	
	8456	NEC: CMG CEC: CMG FT4	10	See Chart 1 (Tech Info Section)	100 U-500 500 U-1000 1000	30.5 U-152.4 152.4 U-304.8 304.8	5.0 2.3 22.5 10.2 23.0 10.5 44.0 20.0 46.0 20.9	2.3 10.2 10.5 20.0 20.9	.010	.25	.032	.81	.264	6.71	

[†]Final put-up may vary -10% to +20%. May contain two pieces, minimum length of any one piece is 1500 ft.

BELDEN

For more information, contact Belden Technical Support: 1-800-BELDEN-1 • www.belden.com


Belden114@CableCon.kr / 0707-434-7704 / Fax. 02-744-0909 / www.CableCon.co.kr

Unshielded


Audio, Control and Instrumentation Cables
Plenum-Rated and Non-Plenum


Description	Part No.	UL NEC/ C(UL) CEC Type	No. of Cond.	Color Code	Standard Lengths		Standard Unit Weight		Insulation Thickness		Jacket Thickness		Nominal OD	
					Ft.	m	Lbs.	kg	Inch	mm	Inch	mm	Inch	mm

22 AWG Stranded (7x30) Tinned Copper Conductors • Conductors Cabled (continued)**PVC Insulation • Chrome PVC Jacket**

UL AWM Style 2576 (150V 80°C) 	8457	NEC:	12	See Chart 1 (Tech Info Section)	100	30.5	5.6	2.5	.010	.25	.032	.81	.272	6.91
		CMG:			U-500	U-152.4	25.5	11.6						
		CEC:			500	152.4	26.0	11.8						
		CMG FT4			U-1000	U-304.8	50.0	22.7						
					1000	304.8	52.0	23.6						
	8458	NEC:	15	See Chart 2R (Tech Info Section)	100	30.5	7.3	3.3	.010	.25	.040	1.02	.315	8.00
		CMG:			500	152.4	35.5	16.1						
		CEC:			1000	304.8	72.0	32.7						
		CMG FT4												
	9431	NEC:	20	See Chart 2R (Tech Info Section)	100	30.5	9.1	4.1	.010	.25	.040	1.02	.345	8.76
		CMG:			500	152.4	48.5	22.0						
		CEC:			1000	304.8	87.0	39.5						
		CMG FT4												
	8459	NEC:	25	See Chart 2R (Tech Info Section)	100	30.5	11.1	5.0	.010	.25	.040	1.02	.387	9.83
		CMG:			500	152.4	55.0	25.0						
		CEC:			1000	304.8	109.0	49.5						
		CMG FT4												
	9432	NEC:	30	See Chart 2R (Tech Info Section)	100	30.5	12.5	5.7	.010	.25	.040	1.02	.400	10.16
		CMG:			500	152.4	62.5	28.4						
		CEC:			1000	304.8	124.0	56.3						
		CMG FT4												
	9433	NEC:	40	See Chart 2R (Tech Info Section)	100	30.5	16.6	7.5	.010	.25	.040	1.02	.455	11.56
		CMG:			500	152.4	83.0	37.7						
		CEC:			1000	304.8	161.0	73.1						
		CMG FT4												
	9434	NEC:	50	See Chart 2R (Tech Info Section)	500	152.4	100.5	45.7	.010	.25	.045	1.14	.500	12.70
		CMG:			1000	304.8	206.0	93.5						
		CEC:												
		CMG FT4												


Plenum • FEP Insulation • Red FEP Jacket


300V RMS, Non-conduit 	88442*	NEC:	2	Black, Red	100	30.5	2.3	1.0	.006	.15	.012	.30	.102	2.59
		CMP:			500 [†]	152.4	5.5	2.5						
		CEC:			1000 [†]	304.8	8.0	3.7						
		CMP FT6												

300V RMS, Non-conduit 	88444	NEC:	4	Black, White, Red, Green	100	30.5	2.9	1.3	.006	.15	.010	.25	.121	3.07
		CMP:			500 [†]	152.4	9.0	4.1						
		CEC:			1000 [†]	304.8	15.0	6.8						
		CMP FT6												

Suitable for Outdoor and Direct Burial applications.

Plenum • FEP Insulation • Natural Flamarrest® Jacket

300V RMS, Non-conduit 	82442*	NEC:	2	Black, Red	U-1000 [†]	U-304.8	9.0	4.1	.006	.15	.015	.38	.113	2.87
		CMP:			1000 [†]	304.8	8.0	3.7						
		CEC:												
		CMP FT6												

300V RMS, Non-conduit 	82444	NEC:	4	Black, White, Red, Green	U-500 [†]	U-152.4	9.0	4.1	.006	.15	.015	.38	.134	3.40
		CMP:			U-1000 [†]	U-304.8	16.0	7.3						
		CEC:			1000 [†]	304.8	15.0	6.8						
		CMP FT6												

* Twisted Pair

[†] Spools and/or UnReel® cartons are one piece, but length may vary ±10% for spools and ±5% for UnReel from length shown.

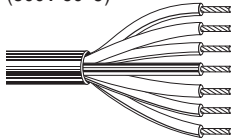
Unshielded

Audio, Control and Instrumentation Cables

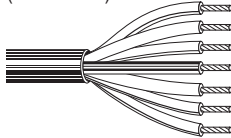
Non-Plenum

Description	Part No.	UL NEC/ C(UL) CEC Type	No. of Cond.	Color Code	Standard Lengths		Standard Unit Weight		Insulation Thickness		Jacket Thickness		Nominal OD	
					Ft.	m	Lbs.	kg	Inch	mm	Inch	mm	Inch	mm

20 AWG Stranded (7x28) Tinned Copper Conductors • Conductors Cabled**PVC Insulation • Chrome PVC Jacket**

UL AWM Style 2464 (300V 80°C) 	9444	NEC:	4	See	100	30.5	4.0	1.8	.013	.33	.032	.81	.217	5.51	
		CMG		Chart 1	U-500	U-152.4	16.5	7.5							
		CEC:		(Tech Info	500	152.4	16.5	7.5							
		CMG FT4		Section)	U-1000	U-304.8	32.0	14.5							
					1000	304.8	33.0	15.0							
	9445	NEC:	5	See	100	30.5	4.4	2.1	.013	.33	.032	.81	.239	6.07	
		CMG		Chart 1	U-500	U-152.4	20.0	9.1							
		CEC:		(Tech Info	500	152.4	19.5	8.9							
		CMG FT4		Section)	U-1000	U-304.8	38.0	17.2							
					1000	304.8	40.0	18.2							
	9439	NEC:	7	See	100	30.5	5.7	2.6	.013	.33	.032	.81	.260	6.60	
		CMG		Chart 1	U-500	U-152.4	26.0	11.9							
		CEC:		(Tech Info	500	152.4	27.0	12.3							
		CMG FT4		Section)	U-1000	U-304.8	51.0	23.1							
					1000	304.8	53.0	24.1							
	9455	NEC:	9	See	100	30.5	7.1	3.2	.013	.33	.035	.89	.317	8.05	
		CMG		Chart 1	500	152.4	35.0	15.9							
		CEC:		(Tech Info	1000	304.8	67.0	30.4							
		CMG FT4		Section)											
	9457	NEC:	12	See	100	30.5	9.2	4.2	.013	.33	.035	.89	.338	8.58	
		CMG		Chart 1	500	152.4	45.0	20.4							
		CEC:		(Tech Info	1000	304.8	88.0	40.0							
		CMG FT4		Section)											
	9458	NEC:	15	See	100	30.5	12.6	5.7	.013	.33	.040	1.02	.389	9.88	
		CMG		Chart 2R	500	152.4	60.5	27.5							
		CEC:		(Tech Info	1000	304.8	118.0	53.6							
		CMG FT4		Section)											

18 AWG Stranded (19x30) Tinned Copper Conductors • Conductors Cabled**PVC Insulation • Chrome PVC Jacket**

UL AWM Style 2598 (300V 60°C) 	8489	NEC:	4	See	100	30.5	5.1	2.3	.017	.43	.032	.81	.257	6.53
		CMG		Chart 1	250	76.2	12.0	5.4						
		CEC:		(Tech Info	U-500	U-152.4	23.5	10.7						
		CMG FT4		Section)	500	152.4	24.0	10.9						
					U-1000	U-304.8	46.0	20.9						
					1000	304.8	48.0	21.8						
	8465	NEC:	5	See	100	30.5	6.4	2.9	.017	.43	.033	.84	.282	7.16
		CMG		Chart 1	U-500	U-152.4	29.5	13.5						
		CEC:		(Tech Info	500	152.4	30.0	13.6						
		CMG FT4		Section)	U-1000	U-304.8	58.0	26.3						
					1000	304.8	60.0	27.4						
	8467	NEC:	7	See	100	30.5	8.3	3.8	.017	.43	.037	.94	.314	7.98
		CMG		Chart 1	250	76.2	20.0	9.1						
		CEC:		(Tech Info	500	152.4	40.5	18.4						
		CMG FT4		Section)	1000	304.8	79.0	35.9						
	8469	NEC:	9	See	100	30.5	10.5	4.8	.017	.43	.037	.94	.364	9.25
		CMG		Chart 1	250	76.2	26.0	11.8						
		CEC:		(Tech Info	500	152.4	51.5	23.4						
		CMG FT4		Section)	1000	304.8	105.0	47.7						
	8466	NEC:	12	See	100	30.5	13.2	6.0	.017	.43	.040	1.02	.412	10.46
		CMG		Chart 2R	250	76.2	32.5	14.8						
		CEC:		(Tech Info	500	152.4	66.0	30.0						
		CMG FT4		Section)	1000	304.8	131.0	59.5						
	8468	NEC:	15	See	100	30.5	17.9	8.1	.017	.43	.045	1.14	.500	12.70
		CMG		Chart 2R	500	152.4	89.5	40.6						
		CEC:		(Tech Info	1000	304.8	175.0	79.5						
		CMG FT4		Section)										

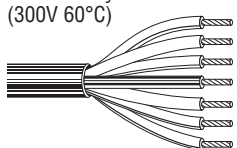
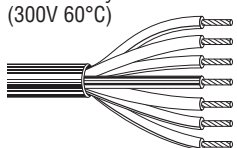
Unshielded

Audio, Control and Instrumentation Cables Plenum-Rated and Non-Plenum

Description	Part No.	UL NEC/ C(UL) CEC Type	No. of Cond.	Color Code	Standard Lengths		Standard Unit Weight		Insulation Thickness		Jacket Thickness		Nominal OD	
					Ft.	m	Lbs.	kg	Inch	mm	Inch	mm	Inch	mm

18 AWG Stranded (19x30) Tinned Copper Conductors • Conductors Cabled (continued)

PVC Insulation • Chrome PVC Jacket


	8619	UL AWM Style 2598 (300V 60°C)	NEC: 19	See	100	30.5	20.3	9.2	.017	.43	.045	1.14	.490	12.45
		CMG	Chart 2R	500	152.4	101.0	45.9							
		CEC: CMG FT4	(Tech Info Section)	1000	304.8	198.0	90.0							
	9626		NEC: 25	See	100	30.5	29.1	13.2	.017	.43	.060	1.52	.612	15.54
		CMG	Chart 2R	500	152.4	139.5	63.3							
		CEC: CMG FT4	(Tech Info Section)	1000	304.8	277.0	125.8							

Plenum • FEP Insulation • Red FEP Jacket

	88489	300V RMS	NEC: 4	Black, White, Red, Green	500 [†]	152.4	14.5	6.6	.007	.18	.009	.23	.161	4.09
		CMP		1000 [†]	304.8	29.0	13.2							
		CEC: CMP FT6												


Suitable for Outdoor and Direct Burial applications.

Plenum • FEP Insulation • Natural Flamarrest® Jacket

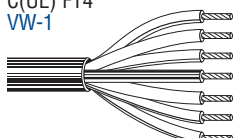
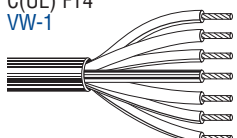
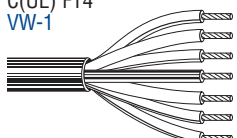
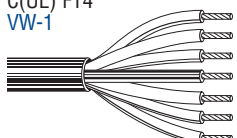
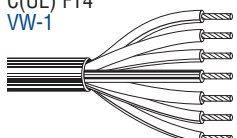
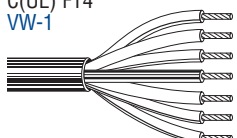
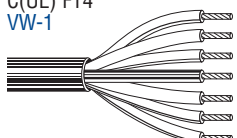
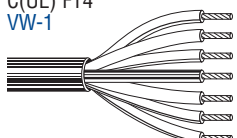
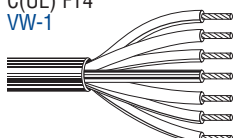
	82489	300V RMS	NEC: 4	Black, White, Red, Green	U-1000 [†]	U-304.8	31.0	14.1	.007	.18	.014	.36	.170	4.32
		CMP		1000 [†]	304.8	29.0	13.2							
		CEC: CMP FT6												

16 AWG Stranded (19x29) Tinned Copper Conductors • Conductors Cabled

PVC Insulation • Cabled Wire (No Jacket)

	9498	UL AWM Style 1007 (300V 80°C) VW-1	—	3	Orange, Black, Orange w/ Black Stripe	1000	304.8	42.0	19.1	.027	.69	—	—	.243	6.17

PVC Insulation • Chrome PVC Jacket

	8620	600V RMS 80°C C(UL) FT4 VW-1	—	4	See Chart 2 (Tech Info Section)	100	30.5	8.9	4.0	.031	.79	.042	1.07	.376	9.55
							500	152.4	44.0	20.0					
							1000	304.8	88.0	40.0					
	9620		—	5	See Chart 2 (Tech Info Section)	100	30.5	11.0	5.0	.031	.79	.042	1.07	.411	10.44
							500	152.4	53.5	24.3					
							1000	304.8	109.0	49.5					
	8621		—	7	See Chart 2R (Tech Info Section)	100	30.5	13.2	6.0	.031	.79	.045	1.14	.458	11.63
							500	152.4	73.5	33.4					
							1000	304.8	143.0	65.0					
	9721		—	8	See Chart 2R (Tech Info Section)	100	30.5	27.3	12.4	.031	.79	.045	1.14	.496	12.60
							500	152.4	136.5	62.0					
							1000	304.8	269.0	122.1					
	9621		—	9	See Chart 2R (Tech Info Section)	100	30.5	17.0	7.8	.031	.79	.045	1.14	.533	13.54
							500	152.4	94.0	42.7					
							1000	304.8	181.0	82.2					
	8622		—	12	See Chart 2R (Tech Info Section)	100	30.5	27.0	12.3	.031	.79	.060	1.52	.627	15.93
							500	152.4	126.5	57.4					
							1000	304.8	251.0	114.0					
	8623		—	15	See Chart 2R (Tech Info Section)	100	30.5	32.5	14.8	.031	.79	.060	1.52	.694	17.63
							500	152.4	155.5	70.6					
							1000	304.8	314.0	142.6					
	8624		—	19	See Chart 2R (Tech Info Section)	100	30.5	36.8	16.7	.031	.79	.065	1.65	.740	18.80
							500	152.4	178.5	81.0					
							1000	304.8	361.0	164.0					
	9622		—	25	See Chart 2R (Tech Info Section)	100	30.5	49.0	22.2	.031	.79	.065	1.65	.879	22.33
							500	152.4	236.0	107.1					
							1000	304.8	480.0	217.9					

[†]Spools and/or UnReel® cartons are one piece, but length may vary ± 10% for spools and ± 5% for UnReel from length shown.



For more information, contact Belden Technical Support: 1-800-BELDEN-1 • www.belden.com

Belden114@CableCon.kr / 0707-434-7704 / Fax. 02-744-0909 / www.CableCon.co.kr

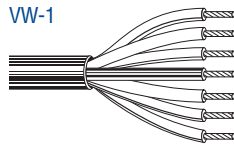
Unshielded

Audio, Control, Communication and Instrumentation Cables

Non-Plenum


Description	Part No.	UL NEC/ C(UL) CEC Type	No. of Cond.	Color Code	Standard Lengths		Standard Unit Weight		Insulation Thickness		Jacket Thickness		Nominal OD	
					Ft.	m	Lbs.	kg	Inch	mm	Inch	mm	Inch	mm

14 AWG Stranded (19x27) Tinned Copper Conductors • Conductors Cabled**PVC Insulation • Chrome PVC Jacket**

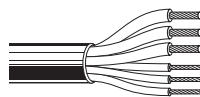
	600V RMS 80°C VW-1	8627	—	4	See Chart 2 (Tech Info Section)	100	30.5	13.8	6.3	.045	1.14	.045	1.14	.490	12.45
						500	152.4	76.5	34.7						
						1000	304.8	149.0	67.6						
		9623	—	5	See Chart 2 (Tech Info Section)	100	30.5	18.1	8.3	.045	1.14	.060	1.52	.573	14.55
						500	152.4	99.5	45.1						
						1000	304.8	197.0	89.4						
		8628	—	7	See Chart 2 (Tech Info Section)	100	30.5	23.9	11.0	.045	1.14	.060	1.52	.623	15.82
						500	152.4	128.0	58.1						
						1000	304.8	255.0	115.8						
		8629	—	12	See Chart 2 (Tech Info Section)	100	30.5	44.6	20.2	.045	1.14	.065	1.65	.824	20.93
						500	152.4	222.0	100.8						
						1000	304.8	454.0	206.1						

Description	Part No.	UL NEC/ C(UL) CEC Type	No. of Cond.	Color Code	Standard Lengths		Standard Unit Weight		Insulation Thickness		Jacket Thickness		Nominal OD		Nominal Capacitance			
					Ft.	m	Lbs.	kg	Inch	mm	Inch	mm	Inch	mm	* pF/ Ft.	* pF/ m	** pF/ Ft.	** pF/ m

22 and 18 AWG Stranded (7x30 and 16x30) Tinned Copper Conductors • Conductors Cabled**PVC Insulation • Chrome PVC Jacket**

	UL AWM Style 2576 (150V 80°C)	8446	NEC: 6: CMG CEC: CMG FT4	6: 4 Unshld 22 (7x30) 2 Unshld 18 (16x30)	Red, Green, Brown, Blue Black, White	100	30.5	4.7	2.1	.010	.25	.032	.81	.236	5.99	30	98	54	177				
						U-500	U-152.4	21.5	9.8														
						500	152.4	21.5	9.8														
						U-1000	U-304.8	41.0	18.6	.019	.48												
						1000	304.8	43.0	19.5														

20 and 16 AWG Stranded (7x28 and 19x28) Tinned Copper Conductors • Conductors Cabled**PVC Insulation • Chrome PVC Jacket**

	NEC Article 800 (90°C)	9686	NEC: 6: CM	6: 3 Unshld 20 (7x28) 3 Unshld 16 (19x28)	Green, Blue, Purple Black, Red, Yellow	U-500	U-152.4	32.5	14.7	.012	.30	.032	.81	.295	7.49	20	66	36	118					
																.013	.33				30	98	54	177

*Capacitance between conductors.

**Nominal capacitance conductor to conductor and shield.