


Alarm, Security and Speaker Cable / Shielded Audio Cable

Multi-conductor Cables for Residential, Light Commercial and Institutional Applications, AES/EBU Digital Audio Cables, and Audio and Control Interconnect Cables


Description	Part No.	UL NEC/ C(UL) CEC Type	No. of Cond.	Color Code	Standard Lengths		Standard Unit Weight		Insulation Thickness		Outer Jacket Thickness		Nominal OD	
					Ft.	m	Lbs.	kg	Inch	mm	Inch	mm	Inch	mm

Multi-conductor • 22 AWG Stranded (7x30) Bare Copper Conductors

Non-Plenum • Polypropylene Insulation • PVC Jacket (Beige, Brown, Orange, Yellow, Green, Blue, Purple, Gray or Natural)

	300V 75°C	5500UG	NEC:	2	Black, Red	C-500	C-152.4	3.5	1.6	.006	.15	.015	.38	.114	2.90
			CM			U-500	U-152.4	5.0	2.3						
			CEC:			C-1000	C-304.8	7.0	3.2						
			CM FT1			U-1000	U-304.8	9.0	4.1						


Jacket sequentially marked at 2 ft. intervals.

	300V 75°C	5502UG	NEC:	4	Black, Red, White, Green	C-500	C-152.4	6.5	3.0	.006	.15	.015	.38	.131	3.33
			CM			U-500 *	U-152.4	7.5	3.4						
			CEC:			C-1000	C-304.8	13.0	5.9						
			CM FT1			U-1000	U-304.8	14.0	6.4						

*U-500 ft. put-up available in Gray or White only.
Jacket sequentially marked at 2 ft. intervals.

Multi-conductor • 18 AWG Stranded (7x26) Bare Copper Conductors

Non-Plenum • Polypropylene Insulation • PVC Jacket (Available in Black, Gray or Natural)

	300V 75°C	5300UG	NEC:	2	Black, Red	C-500	C-152.4	7.5	3.4	.006	.15	.015	.38	.148	3.76
			CM			U-500	U-152.4	8.5	3.9						
			CEC:			U-1000	U-304.8	16.0	7.3						
			CM FT1												


Jacket sequentially marked at 2 ft. intervals.

Shielded Audio Cable

Description	Part No.	UL NEC/ C(UL) CEC Type	No. of Pairs	Color Code	Standard Lengths		Standard Unit Weight		Nom. DCR		Nominal OD		Nom. Imp. (Ω)	Nom. Vel. of Prop.	Nom. Capacitance			
					Ft.	m	Lbs.	kg	Cond.	Shield	Inch	mm			* pF/ Ft.	* pF/ m	** pF/ Ft.	** pF/ m

AES/EBU Digital Audio • 24 AWG Stranded (7x32) TC Conductors • Twisted Pairs • Overall Beldfoil® Shield (100% Coverage) • 24 AWG Drain Wire

Datalene® Insulation • Gray or Purple PVC Jacket

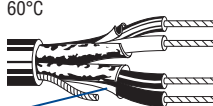
	60°C	1800B	NEC:	1	Black, Red	500 *	152.4	8.0	3.6	23.7Ω/M'	18.9Ω/M'	.177	4.50	110	76%	12	39	26	85			
			CMG			U-1000	U-304.8	17.0	7.7	77.7Ω/km	62.0Ω/km											
			CEC:			1000	304.8	16.0	7.3													
			CMG FT4			5000 *	1524.0	90.0	40.9													

*500 ft. put-up available in Gray only. 5000 ft. put-up available in Purple only.
The jacket and shield are bonded so both can be removed with automatic stripping equipment.

For cross-connect use with 1803F (et al.)
Digital Audio Snake Cables, see page 19.28
For Plenum version of 1800B, see 1801B.

Audio and Control Interconnect • 22 AWG Stranded (7x30) TC Conductors • Twisted Pairs • 24 AWG Stranded TC Drain Wire

Polypropylene Insulation • Chrome PVC Jacket (Pairs Cabled on Common Axis to Reduce Diameter)

	60°C	8723	NEC:	2	Red/Black, Green/White	100	30.5	2.3	1.0	14.7Ω/M'	15.0Ω/M'	.160	4.06	45	66%	35	115	62	203			
			CM			U-500	U-152.4	10.5	4.8	48.5Ω/km	49.2Ω/km											
			CEC:			500	152.4	10.0	4.5													
			CM			U-1000	U-304.8	20.0	9.1													
						1000	304.8	20.0	9.1													
						1640	499.9	32.8	14.9													
						U-2000	U-609.6	38.0	17.2													
						2000	609.6	40.0	18.2													
						3280	999.7	65.6	29.8													
						5000	1524.0	95.0	43.2													
	10000	3048.0	200.0	90.9																		

Pairs Individually Shielded with Beldfoil® (100% Coverage)
For Plenum versions of 8723, see 88723, 87723 or 82723.

BC = Bare Copper • DCR = DC Resistance • TC = Tinned Copper

For additional selection of Belden® Audio Cables, refer to the Broadcast Cables section of this catalog.

*Capacitance between conductors.

**Capacitance between one conductor and other conductors connected to shield.

Datalene insulation features include low dielectric constant and a dissipation factor for high-speed, low-distortion data handling. Physical properties include good crush resistance and light weight.

BELDEN

For more information, contact Belden Technical Support: 1-800-BELDEN-1 • www.belden.com

Belden114@cablcon.kr / 0707-434-7704 / Fax. 02-744-0909 / www.CableCon.co.kr