

Microphone and Musical Instrument Cable

Four-Conductor Star Quad, Low-Impedance Cables†

High-Conductivity Copper



Description	Part No.	UL NEC/ C(UL) CEC Type	No. of Cond.	Color Code	Standard Lengths		Standard Unit Weight		Insulation Thickness		Jacket Thickness		Nominal OD		Nominal Capacitance			
					Ft.	m	Lbs.	kg	Inch	mm	Inch	mm	Inch	mm	* pF/ Ft.	* pF/ m	** pF/ Ft.	** pF/ m

28 AWG Stranded (19x40) High-conductivity Silver-plated Copper Alloy Conductors • Tinned Copper Braid Shield (78% Coverage)**Polypropylene Insulation • Matte PVC Jacket** (Available in Red, Yellow, Blue, Beige or Black)

Mini Star Quad 100V RMS 60°C 	1804A	—	4	Blue/White, White/Blue	100 ▲	30.5	1.6	0.7	.006	.15	.014	.36	.115	2.92	40	131	60	197
					500 ■	152.4	4.5	2.0										

2/c 25 AWG equivalent DCR when connected to a 3-pin XLR.

▲100 ft. put-up available in Black only.

■May contain more than one piece. Min. length of any one piece is 50 ft.

One Blue conductor and one White conductor are striped for use in MIDI and other four conductor applications.

26 AWG Stranded (30x40) High-conductivity BC Conductors • TC "French Braid" Shield (95% Coverage) • BC Drain Wire**Polyethylene Insulation • Matte PVC Jacket** (Available in Red, Green, Yellow, Blue, Gray or Black)

100V RMS 60°C 	1172A	—	4	Blue/White, White/Blue	500 *	152.4	13.5	6.1	.011	.28	.030	.76	.190	4.83	39	128	57	187
					1000	304.8	25.0	11.3										

French Braid

*500 ft. put-up available in Black only.

One Blue conductor and one White conductor are striped for use in MIDI and other four conductor applications.

2/c 23 AWG equivalent DCR when connected to a 3-pin XLR.

24 AWG Stranded (42x40) High-conductivity Bare Copper Conductors • Tinned Copper Braid Shield (95% Coverage)**Polyethylene Insulation • Matte PVC Jacket** (Available in Red, Green, Yellow, Blue, Gray or Black)


100V RMS 75°C 	1192A	—	4	Blue/White, White/Blue	100 ▼	30.5	4.1	1.8	.016	.41	.045	1.14	.245	6.22	39	128	57	187		
					500 ▼	152.4	16.5	7.5												
					1000	304.8	37.0	16.8												

2/c 21 AWG equivalent DCR when connected to a 3-pin XLR.

▼100 ft. put-up available in Black only. 500 ft. put-up available in Blue or Black only.


One Blue conductor and one White conductor are striped for use in MIDI and other four conductor applications.

20 AWG Stranded (19x32) High-conductivity Tinned Copper Conductors • Rayon Braid • Tinned Copper Braid Shield (85% Coverage)**Polyethylene Insulation • Chrome PVC Jacket**

UL AWM Style 2094 (300V RMS 60°C) VW-1 	8404	—	4	Clear,	100	30.5	5.4	2.4	.016	.41	.032	.81	.252	6.40	23	75	49	161		
				Black,	500	152.4	23.0	10.4												
				Red,	U-1000	U-304.8	48.0	21.8												
				Green	1000	304.8	49.0	22.3												


2/c 17 AWG equivalent DCR when connected to a 3-pin XLR.

20 AWG Stranded (26x34) High-conductivity Tinned Copper Conductors • Rayon Braid • TC Braid Shield (85% Coverage) • Cotton Wrap**EPDM Rubber Insulation • Black EPDM Rubber Jacket**

600V RMS 90°C 	8424	—	4	Black,	100	30.5	6.8	3.1	.023	.58	.036	.91	.294	7.47	47	154	59	194		
				White,	250	76.2	15.3	6.9												
				Red,	U-500	U-152.4	32.0	14.5												
				Green	500	152.4	30.5	13.8												
					1000	304.8	64.0	29.1												

2/c 17 AWG equivalent DCR when connected to a 3-pin XLR.

16 AWG Stranded (65x34) High-conductivity Tinned Copper Conductors • Rayon Braid • TC Braid Shield (85% Coverage) • Cotton Wrap**EPDM Rubber Insulation • Black Neoprene Jacket**

600V RMS 60°C VW-1 	8407	—	4	Black,	100	30.5	11.3	5.1	.031	.79	.043	1.09	.416	10.57	30	98	66	216		
				White,	250	76.2	28.3	12.8												
				Red,																
				Green																

2/c 13 AWG equivalent DCR when connected to a 3-pin XLR.

BC = Bare Copper • EPDM = Ethylene Propylene Diene Monomer • TC = Tinned Copper

*Capacitance between conductors. **Nom. capacitance between conductors in a Quad configuration.

†**Quad connection scheme:** The two blue wires (or wires directly opposite one another) are connected together to form one conductor, and similarly the two white wires (or remaining wires) are connected together to form the second conductor.

⚠ Not RoHS compliant at time of printing. Please check with Belden Technical Support for current compliance information at 1-800-BELDEN-1.

BELDENFor more information, contact **Belden Technical Support: 1-800-BELDEN-1 • www.belden.com****Belden114@cablcon.kr / 0707-434-7704 / Fax. 02-744-0909 / www.CableCon.co.kr**