

S-Video Cable

High-Flex S-Video Cables



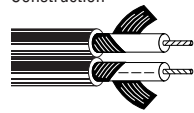
The S-video format, also known as Y/C or Super VHS (SVHS) video, requires two coaxial cables to allow for separate transmission of the two parts of a VHS video signal; the luminance (Y) and chrominance (C). The chrominance signal contains the color information and the luminance the black and white or brightness information of the video signal. This separated transmission of the VHS video signal provides better picture resolution with less noise than does the standard VHS format.

Belden's S-Video cables have been designed specifically for use in this format. Belden's S-Video cables are available in two popular constructions; a Zip style dual coax and a Round jacketed version. The Zip construction provides for quick and easy termination. The Round design provides better aesthetics and is more rugged. Both cables are highly flexible.

Description	Part No.	UL NEC/ C(UL) CEC Type	Standard Lengths		Standard Unit Weight		Conductor (stranding) Diameter Nom. DCR	Nominal Core OD		Shielding Materials Nom. DCR	Nominal OD		Nom. Imp. (Ω)	Nom. Vel. of Prop.	Nominal Capacitance		Nominal Attenuation		
			Ft.	m	Lbs.	kg		Inch	mm		Inch	mm			pF/Ft.	pF/m	MHz	dB/100 Ft.	dB/100m

30 AWG Stranded (7x38) .012" Tinned Copper Conductors • Tinned Copper Serve Shield (90% Coverage)

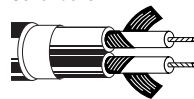
Foam HDPE Insulation • Matte Black PVC Jacket (One Coax Printed and Striped for Identification)																				
Parallel Zip Construction	1807A	—	U-500	U-152.4	8.0	3.6	30 AWG (7x38) .012" TC 100.0Ω/M' 328.0Ω/km	.058	1.47	TC Serve	.110	2.79	75	78%	17.3	56.7	1	.6	2.0	
			500	152.4	7.5	3.4					90% Shield	x					x	5	1.4	4.6
			U-1000	U-304.8	15.0	6.8					Coverage	.230					5.84	10	2.1	6.9
			1000	304.8	14.0	6.4					7.5Ω/M'							30	3.8	12.5
											24.6Ω/km							50	5.1	16.7
																		100	7.6	24.9
							200	11.3	37.1											
							400	16.9	55.4											
							700	23.3	76.4											
							900	26.9	88.2											
							1000	28.6	93.8											



For Plenum version of 1807A, see 7700A.

Foam HDPE Insulation • Matte Black PVC Jacket (Inner PVC Jackets Color Code: Black and Yellow)

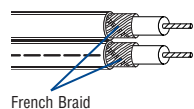
Round Construction	1808A	—	U-500	U-152.4	14.5	6.6	30 AWG (7x38) .013" TC 100.0Ω/M' 328.0Ω/km	.058	1.47	TC Serve	.255	.84	75	78%	17.3	56.7	1	.6	2.0	
			500	152.4	16.5	7.5					90% Shield							5	1.4	4.6
			U-1000	U-304.8	31.0	14.1					Coverage	.100					2.54	10	2.1	6.9
			1000	304.8	33.0	15.0					7.5Ω/M'							30	3.8	12.5
											24.6Ω/km							50	5.1	16.7
																		100	7.6	24.9
							200	11.3	37.1											
							400	16.9	55.4											
							700	23.3	76.4											
							900	26.9	88.2											
							1000	28.6	93.8											



Available in Plenum versions by special order only.

30 AWG Stranded (7x38) .012" Tinned Copper Conductors • Tinned Copper "French Braid" Shield (98% Coverage)

Plenum • Foam FEP Teflon® Insulation • Black Flammarrest® Jacket (One Coax Printed and Striped for Identification)																				
Parallel Zip Construction	7700A	NEC: CMP CEC: CMP FT6	500	152.4	8.5	3.9	30 AWG (7x38) .012" TC 100.0Ω/M' 328.0Ω/km	.053	1.35	TC	.107	2.72	75	78%	17.3	56.7	1	.7	2.3	
			1000	304.8	17.0	7.7					"French Braid"	x					x	5	1.7	5.6
											98% Shield	.214					5.44	10	2.3	7.5
											Coverage							30	4.1	13.4
											7.5Ω/M'							50	5.3	17.4
											24.6Ω/km							100	7.6	24.9
							200	11.8	38.7											
							400	17.6	57.7											
							700	24.2	79.4											
							900	28.0	91.8											
							1000	29.8	97.7											



DCR = DC Resistance • FEP = Fluorinated Ethylene Propylene • HDPE = High-density Polyethylene • TC = Tinned Copper

Contact the Belden Wire & Cable Customer Service Department for a more Comprehensive Connector Cross Reference. 1-800-BELDEN-1. Request quotations of cables not listed.

Teflon is a DuPont trademark.