




# Precision Video Cable for Analog and Digital

## Miniature RG-59/U Type



19 • Brilliance® Broadcast

Description	Part No.	UL NEC/ C(UL) CEC Type	Standard Lengths		Standard Unit Weight		Conductor (stranding) Diameter Nom. DCR	Insulation Diameter		Shielding Materials Nom. DCR	Nominal OD		Nom. Imp. (Ω)	Nom. Vel. of Prop.	Nominal Capacitance		Nominal Attenuation		
			Ft.	m	Lbs.	kg		Inch	mm		Inch	mm			pF/Ft.	pF/m	MHz	dB/100 Ft.	dB/100m
<b>23 AWG Stranded (7x32) .023" Bare Compacted Copper Conductor* • Tinned Copper Braid Shield (95% Coverage)</b>																			
<b>Polyethylene Insulation • Black Polyethylene Jacket</b>																			
80°C	<b>8279</b>	—	500	152.4	13.0	5.9	23 AWG (7x32)	.146	3.71	TC + 95% Shield	.220	5.59	75	66%	21.0	68.9	1	.4	1.1
			1000	304.8	29.0	13.2	.023" BCC			4.5Ω/M'							3.6	.6	2.0
							19.1Ω/M'			14.8Ω/km							10.0	1.2	3.9
							62.6Ω/km										71.5	3.3	10.8
																	135	4.7	15.4
																	270	6.8	22.3
																	360	8.0	26.2
																	540	9.9	32.5
																	720	11.6	38.0
																	750	11.9	39.0
																	1000	13.8	45.3
<b>23 AWG Solid .022" Bare Copper Conductor • Duofoil® (100% Coverage) + Tinned Copper Braid Shield (95% Coverage)</b>																			
<b>Polyethylene Insulation • Black Polyethylene Jacket</b>																			
80°C	<b>9209</b>	—	U-500	U-152.4	15.0	6.8	23 AWG (solid)	.146	3.71	Duofoil + 95% TC Braid	.220	5.59	75	66%	21.0	68.9	1	.4	1.2
			U-1000	U-304.8	29.0	13.2	.022" BC			4.5Ω/M'							3.6	.5	1.8
							20.4Ω/M'			14.8Ω/km							10.0	1.2	3.8
							66.9Ω/km										71.5	2.9	9.5
																	135	4.0	13.0
																	270	5.6	18.4
																	360	6.6	21.5
																	540	8.3	27.2
																	720	9.7	31.7
																	750	9.9	32.5
																	1000	11.6	38.0
<b>Flame-retardant Semi-foam Polyethylene Insulation • Black PVC Jacket</b>																			
UL AWM Style 1354 (30V 75°C)	<b>9209A</b>	NEC: CMR CEC: CMG FT4	U-1000	U-304.8	35.0	15.9	23 AWG (solid)	.146	3.71	Duofoil + 95% TC Braid	.220	5.59	75	66%	21.0	68.9	1	.4	1.2
							.022" BC			4.5Ω/M'							3.6	.5	1.8
							20.4Ω/M'			14.8Ω/km							10.0	1.2	3.8
							66.9Ω/km										71.5	2.9	9.5
																	135	4.0	13.0
																	270	5.6	18.4
																	360	6.6	21.5
																	540	8.6	28.3
																	720	10.1	33.2
																	750	10.4	34.1
																	1000	12.8	41.9

BC = Bare Copper • BCC = Bare Compacted Copper • DCR = DC Resistance • TC = Tinned Copper

Contact the Belden Customer Service Department for a Comprehensive Connector Cross Reference. **1-800-BELDEN-1**. Request quotations of RG/U cables not listed.

\*Compacted conductor combines impedance uniformity of solid conductors and "nick-resistance" of stranded conductor.