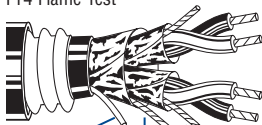


CSA Instrumentation Cable

300V ACIC Armored Cables

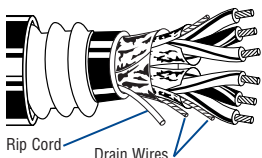
Description	Part No.		No. of Pairs/Triads	Cable Weight Aluminum Armor		Cable Weight Steel Armor		Insulation Thickness		Nominal OD Inner Jacket		Nominal OD Outer Jacket	
	Aluminum Armor	Steel Armor		Lbs./1000 Ft.	kg/km	Lbs./1000 Ft.	kg/km	Inch	mm	Inch	mm	Inch	mm
20 AWG Pairs Stranded (7x28) TC Cond. • Individual Beldfoil® + Polyester Isolation Tape • Overall Beldfoil Shield (100% Coverage) • Drain Wires													
Interlocked Armor • PVC Insulation* • PVC Inner Jacket • Chrome PVC Outer Jacket													
CSA C22.2#239, Type ACIC	23543**	26530**	1	140	208	230	342	.020	.51	.26	6.6	.56	14.2
CSA C22.2#174, HLBCD	23534	26531	2	206	307	325	484	.020	.51	.40	10.2	.70	17.8
CSA C22.2#0.3, Clause 4.31	23514	26532	4	255	379	390	580	.020	.51	.46	11.7	.76	19.3
Low Acid Gas	23513	26533	6	297	442	494	735	.020	.51	.57	14.5	.88	22.4
FT4 Flame Test	23503	26534	8	361	537	563	840	.020	.51	.63	16.0	.92	23.4
	23521	26535	12	480	714	694	1033	.020	.51	.75	19.1	1.06	26.9
	23532	26536	16	600	893	900	1339	.020	.51	.79	20.1	1.16	29.5
	23506	26537	24	800	1191	1175	1749	.020	.51	1.05	26.7	1.42	36.1
	23544	26538	36	1050	1563	1500	2232	.020	.51	1.14	29.0	1.57	39.9
	23575	26546	50	1468	2185	2010	2991	.020	.51	1.37	34.8	1.75	44.5



Rip Cord
Drain Wires

-25°C Installed
-40°C to +105°C (Dry) (75°C Wet)

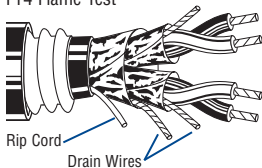
20 AWG Triads Stranded (7x28) TC Cond. • Individual Beldfoil + Polyester Isolation Tape • Overall Beldfoil Shield (100% Coverage) • Drain Wires													
Interlocked Armor • PVC Insulation* • PVC Inner Jacket • Chrome PVC Outer Jacket													
CSA C22.2#239, Type ACIC	23545**	26539**	1	139	207	235	350	.020	.51	.27	6.9	.57	14.5
CSA C22.2#174, HLBCD	23546	26540	2	210	313	345	513	.020	.51	.43	10.9	.73	18.5
CSA C22.2#0.3, Clause 4.31	23547	26541	4	270	402	425	632	.020	.51	.50	12.7	.80	20.3
Low Acid Gas, FT4 Flame Test	23548	26542	8	444	661	650	967	.020	.51	.69	17.5	1.00	25.4
	23571	26553	12	632	941	970	1444	.020	.51	.82	20.8	1.24	31.5
	23549	26543	16	740	1101	1090	1622	.020	.51	.91	23.1	1.28	32.5
	23550	26544	24	990	1473	1360	2024	.020	.51	1.11	28.2	1.48	37.6



Rip Cord
Drain Wires

-25°C Installed • -40°C to +105°C (Dry) (75°C Wet)

18 AWG Pairs Stranded (7x26) TC Cond. • Individual Beldfoil + Polyester Isolation Tape • Overall Beldfoil Shield (100% Coverage) • Drain Wires													
Interlocked Armor • PVC Insulation* • PVC Inner Jacket • Chrome PVC Outer Jacket													
CSA C22.2#239, Type ACIC	23533**	26514**	1	160	238	258	384	.025	.64	.30	7.6	.60	15.2
CSA C22.2#174, HLBCD	23511	26515	2	247	368	384	572	.025	.64	.48	12.2	.78	19.8
CSA C22.2#0.3, Clause 4.31	23530	26516	4	340	506	500	744	.025	.64	.58	14.7	.88	22.4
Low Acid Gas	23528	26517	6	420	625	644	958	.025	.64	.67	17.0	.98	24.9
FT4 Flame Test	23531	26518	8	543	808	827	1230	.025	.64	.73	18.5	1.03	26.2
	23524	26519	12	725	1079	1045	1555	.025	.64	.90	22.9	1.28	32.5
	23519	26520	16	850	1265	1210	1801	.025	.64	.99	25.1	1.37	34.8
	23542	26521	24	1100	1637	1510	2247	.025	.64	1.24	31.5	1.63	41.4
	23554	26555	36	1465	2180	1960	2917	.025	.64	1.41	35.8	1.80	45.7



Rip Cord
Drain Wires

-25°C Installed • -40°C to +105°C (Dry) (75°C Wet)

18 AWG Triads Stranded (7x26) TC Cond. • Individual Beldfoil + Polyester Isolation Tape • Overall Beldfoil Shield (100% Coverage) • Drain Wires													
Interlocked Armor • PVC Insulation* • PVC Inner Jacket • Chrome PVC Outer Jacket													
CSA C22.2#239, Type ACIC	23505**	26522**	1	175	260	275	409	.025	.64	.33	8.4	.61	15.5
CSA C22.2#174, HLBCD	23516	26523	2	275	409	417	621	.025	.64	.51	13.0	.81	20.6
CSA C22.2#0.3, Clause 4.31	23515	26524	4	385	573	555	826	.025	.64	.62	15.7	.93	23.6
Low Acid Gas, FT4 Flame Test	23508	26525	6	535	796	780	1161	.025	.64	.75	19.1	1.11	28.2
	23523	26526	8	680	1012	995	1481	.025	.64	.81	20.6	1.18	30.0
	23512	26527	12	916	1363	1215	1808	.025	.64	1.03	26.2	1.40	35.6
	23537	26528	16	1020	1518	1400	2083	.025	.64	1.13	28.7	1.50	38.1
	23536	26529	24	1335	1987	1775	2642	.025	.64	1.37	34.8	1.80	45.7

Rip Cord
Drain Wires

-25°C Installed • -40°C to +105°C (Dry) (75°C Wet)

Color Code: Pairs — Black and White with Numbers.
Triads — Black, White and Red with Numbers.

TC = Tinned Copper

*Note: Add D suffix for XLPE insulation. Example: 23543D.
**One pair/triad cables have one foil shield and drain wire

BELDEN

For more information, contact Belden Technical Support: 1-800-BELDEN-1 • www.belden.com

Belden114@CableCon.kr / 0707-434-7704 / Fax. 02-744-0909 / www.CableCon.co.kr

CSA Instrumentation Cable

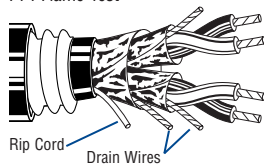
300V ACIC Armored Cables

Description	Part No.		No. of Pairs/Triads	Cable Weight Aluminum Armor		Cable Weight Steel Armor		Insulation Thickness		Nominal OD Inner Jacket		Nominal OD Outer Jacket	
	Aluminum Armor	Steel Armor		Lbs. / 1000 Ft.	kg/km	Lbs. / 1000 Ft.	kg/km	Inch	mm	Inch	mm	Inch	mm

16 AWG Pairs Stranded (7x24) TC Conductors • Individual Beldfoil® + Polyester Isolation Tape • Overall Beldfoil Shield (100% Coverage)

Interlocked Armor • PVC Insulation* • PVC Inner Jacket • Chrome PVC Outer Jacket

CSA C22.2#239, Type ACIC	23501**	26500**	1	175	260	280	417	.025	.64	.33	8.4	.62	15.8
CSA C22.2#174, HLBCD	23527	26501	2	280	417	425	635	.025	.64	.52	13.2	.81	20.6
CSA C22.2#0.3, Clause 4.31	23509	26503	4	395	588	570	848	.025	.64	.63	16.0	.93	23.6
Low Acid Gas	23500	26504	6	510	759	715	1064	.025	.64	.73	18.5	1.03	26.2
FT4 Flame Test	23510	26505	8	625	930	910	1354	.025	.64	.79	20.1	1.16	29.5
	23525	26506	12	875	1302	1230	1831	.025	.64	1.00	25.4	1.37	34.8
	23539	26507	16	1054	1569	1445	2151	.025	.64	1.12	28.2	1.48	37.6
	23538	26508	24	1397	2079	1840	2738	.025	.64	1.36	34.5	1.75	44.5
	23568	26551	36	1920	2857	2460	3661	.025	.64	1.60	40.6	1.97	50.0

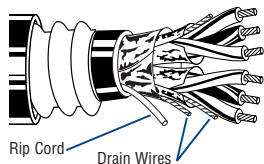


-25°C Installed • -40°C to +105°C (Dry) (75°C Wet)

16 AWG Triads Stranded (7x24) TC Conductors • Individual Beldfoil + Polyester Isolation Tape • Overall Beldfoil Shield (100% Coverage)

Interlocked Armor • PVC Insulation* • PVC Inner Jacket • Chrome PVC Outer Jacket

CSA C22.2#239, Type ACIC	23507**	26502**	1	190	282	295	439	.025	.64	.35	8.9	.63	16.0
CSA C22.2#174, HLBCD	23522	26509	2	342	508	500	744	.025	.64	.58	14.7	.90	22.9
CSA C22.2#0.3, Clause 4.31	23520	26510	4	450	670	640	953	.025	.64	.68	17.3	.95	24.1
Low Acid Gas	23529	26511	6	650	967	928	1381	.025	.64	.78	19.8	1.19	30.2
FT4 Flame Test	23526	26512	8	825	1228	1130	1682	.025	.64	.93	23.6	1.30	33.0
	23541	26513	12	1082	1610	1511	2249	.025	.64	1.13	28.7	1.50	38.1
	23567	26545	16	1285	1912	1705	2537	.025	.64	1.25	31.8	1.64	41.7
	23578	26547	24	1725	2567	2200	3274	.025	.64	1.58	40.1	1.95	49.5



-25°C Installed • -40°C to +105°C (Dry) (75°C Wet)

TC = Tinned Copper

*Note: Add D suffix for XLPE insulation. Example: 23501D.

**One pair/triad cables have one foil shield and drain wire

Color Code: Pairs — Black and White with Numbers.

Triads — Black, White and Red with Numbers.