

UL Control Cable

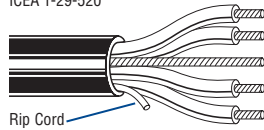
600V Type TC Cables

Industrial Grade Sunlight- and Oil-Resistant Jackets

Description	Part No.	No. of Cond.	Color Code	Standard Lengths		Weight		Jacket Thickness		Nominal OD		Maximum Pull Tension		Minimum Bend Radius	
				Ft.	m	Lbs./1000'	kg/km	Inch	mm	Inch	mm	Lbs.	N	Inch	mm

4 AWG Multi-conductor Stranded (7x12) Bare Copper Conductors • 8 AWG Bare Copper Ground Wire**PVC/Nylon Insulation and PVC Jacket Constructions** (See chart below for other options)

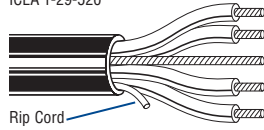
NEC: TC, NPLF FT4/IEEE 1202/383	27155A	2	**	Bulk	Bulk	455.0	677.1	.060	1.52	.770	19.56	970	4317	7.7	195.58
ICEA S-73-532	27156A	3	**	Bulk	Bulk	630.0	937.6	.080	2.03	.820	20.83	1455	6475	8.2	208.28
ICEA S-95-658 ICEA S-61-402 ICEA T-29-520	27157A	4	**	Bulk	Bulk	850.0	1265.0	.080	2.03	.950	24.13	1940	8633	9.5	241.30



**ICEA Method 4 Color Code

2 AWG Multi-conductor Stranded (7x10) Bare Copper Conductors • 6 AWG Bare Copper Ground Wire**PVC/Nylon Insulation and PVC Jacket Constructions** (See chart below for other options)

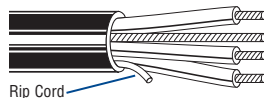
NEC: TC, NPLF FT4/IEEE 1202/383	27158A	2	**	Bulk	Bulk	716.0	1065.6	.080	2.03	.970	24.64	1544	6871	9.7	246.38
ICEA S-73-532	27159A	3	**	Bulk	Bulk	960.0	1428.7	.080	2.03	.990	25.15	2316	10306	9.9	251.46
ICEA S-95-658 ICEA S-61-402 ICEA T-29-520	27160A	4	**	Bulk	Bulk	1213.0	1805.2	.080	2.03	1.090	27.69	3088	13742	10.9	276.86



**ICEA Method 4 Color Code

1 AWG Multi-conductor Stranded (19x14) Bare Copper Conductors • 6 AWG Bare Copper Ground Wire**PVC/Nylon Insulation and PVC Jacket Constructions** (See chart below for other options)

NEC: TC, NPLF FT4/IEEE 1202/383	27161A	3	**	Bulk	Bulk	—	—	.080	2.03	1.120	28.45	2919	12990	11.2	284.48
ICEA S-73-532 ICEA S-95-658 ICEA S-61-402 ICEA T-29-520															



**ICEA Method 4 Color Code

Bulk = 5000 ft. or 10,000 ft. put-up one piece, ±10%. Check length available for specific construction.

Conductor, Insulation and Jacket Options

To Specify:		
12345	A	S
Start with core Part No.	add Conductor, Insulation, Jacket type	add "S" for optional Beldfoil® Shield

Note: To specify TC-ER (Exposed Run) rated control cable, simply replace the second digit of the part number from a **Z** to an **8**.
For example: **2Z080A** with TC-ER rating becomes **28080A**.

Bare	Tinned	Insulation/Jacket
A	B	PVC-Nylon/PVC
C	D	XLPE/PVC
E	F	FRPO/PVC
G	H	XLPE/TPE
K	L	TPE/TPE
M	N	PVC-Nylon/Oil Res II
Q	R	XLPE/CPE
S	T	XLPE/Haloarrest®