

Belden Infinity® Flexible Automation Cable

Overview and Application Guide

Belden Infinity is a complete line of control, data, video, and power cables specifically designed to handle the rigorous speeds and near-constant motion encountered in automated equipment such as robots, pick and place machines, automatic handling systems, multi-axis machine tools, and conveyor systems.

When the application demands highly flexible cables offering exceptional cable life and performance, specify Belden Infinity.

Belden Infinity Means More Performance And Longer Life

Reduced Cable Memory — Belden Infinity's unique design and neutralized cabling, results in cables that are relaxed, with almost no memory.

Greater Flex Life — Belden Infinity cables offer superior flexibility and are able to handle the vigorous motions and high speeds encountered in automated equipment.

Greater System Uptime — Belden Infinity cables combine specialized manufacturing techniques with precision copper stranding and rugged insulation and jacketing compounds to maximize flex life and reliability.

No Talc Problems — Unlike the potentially harmful talc used in other cables, Belden's non-toxic, non-irritating slipper compound facilitates flexing and also complies with OSHA regulations. It's safer for employees and operators and is less likely to contaminate solder joints or mechanical compounds.

CE Conformity — All Belden Infinity cables are CE marked per the Conformité Européenne low voltage directive, allowing trade of product in Europe.

Custom Designs — Other designs available upon request.

Product Series Descriptions

- **C-TC+** — The C-TC+ series is designed for C-track and extreme flex applications up to 9 million flex cycles*. This series utilizes super fine stranding and some of the tightest lay lengths allowed by UL, providing outstanding flex life.
- **FCC** — The FCC series is a cost effective alternative for C-track and moderate flexing applications rated up to 1 million flex cycles*.
- **Flex Data Cables** — Belden Infinity Flex Data cables are designed for industrial applications where precise data transmission is combined with high-flexing. These cables are ideal for effective operation of computer controlled equipment or other automated production processes, even in harsh environments.
- **Flex Vision** — Belden Infinity Vision cables are continuous flex video cables designed for machine vision applications. They are ideal for motion-controlled video and with inspection and measurement equipment.

Application Guide

Belden Infinity Series	C-Track Systems	Multi-Axis Machining	Robotics	Automated Assembly Systems	Material Handling Systems	Pick & Place Systems	Automated Storage Retrieval	Gantry Systems	Machine Vision	Motion-Controlled Video	Inspection & Measure Equip.	Festooning	Servo	Power
FCC Oil & abrasion resistant 600V UL & CSA rated Life Expectancy: Over 1 million flex cycles*	●	●	●	●	●	●	●	●	●	●	●	●	●	●
C-TC+ Oil & abrasion resistant 600V UL & CSA rated Life Expectancy: Over 9 million flex cycles*	★	★	●	★	★	★	★	★	●	●	★	★	★	★
DATA Oil & abrasion resistant 300V UL & CSA rated Life Expectancy: Over 1 million flex cycles*	●	●	●	●	●	●	●	●	●	●	●	●	●	●
VISION 30V UL & CSA rated Life Expectancy: Over 1 million flex cycles*	●	●	●	●	●	●	●	●	★	+	+	●	●	●

● Good + Better ★ Best

*Based on proper installation techniques in a C-track cable guide.

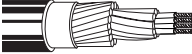
Belden Infinity® Flexible Automation Cable

600V C-TC+ Control Cables for Extreme Flexing

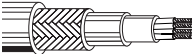
(9 Million Flex Cycles*)

Description	Part No.	No. of Cond.	Standard Lengths		Standard Unit Weight		Insulation Thickness		Jacket Thickness		Nominal OD		Maximum Pull Tension	
			Ft.	m	Lbs.	kg	Inch	mm	Inch	mm	Inch	mm	Lbs.	N

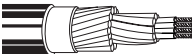
20 AWG Stranded (74x38) Bare Copper Conductors • Unshielded • Color Code: Red w/numbers + Green/Yellow ground**PVC Insulation • Orange Oil- and Abrasion-resistant PVC Jacket**

UL AWM Style 2587 (600V 90°C) CSA AWM I/II A/B	Part No.	No. of Cond.	Standard Lengths		Standard Unit Weight		Insulation Thickness		Jacket Thickness		Nominal OD		Maximum Pull Tension		
			Ft.	m	Lbs.	kg	Inch	mm	Inch	mm	Inch	mm	Lbs.	N	
	7101A	3	250 †	76.2	11.0	5.0	.020	.51	.045	1.14	.275	6.99	45	200	
			500 †	152.4	24.5	11.1									
			1000 †	304.8	47.0	21.3									
	7102A	4	250 †	76.2	13.3	6.0	.020	.51	.045	1.14	.295	7.49	59	262	
			500 †	152.4	27.5	12.5									
			1000 †	304.8	53.0	24.1									
	7105A	9	250 †	76.2	29.8	13.5	.020	.51	.055	1.40	.435	11.05	130	578	
			500 †	152.4	52.0	23.6									
			1000 †	304.8	104.0	47.2									
	7106A	12	250 †	76.2	32.3	14.6	.020	.51	.055	1.40	.455	11.56	178	792	
			500 †	152.4	66.5	30.2									
			1000 †	304.8	134.0	60.8									
	7107A	18	250 †	76.2	50.0	22.7	.020	.51	.065	1.65	.545	13.84	260	1156	
			500 †	152.4	101.0	45.9									
			1000 †	304.8	202.0	91.8									
Temp Rating: -40° to 90°C (-5° to 90°C flexing)	7108A	25	250 †	76.2	71.5	32.5	.020	.51	.080	2.03	.665	16.89	370	1645	
			500 †	152.4	143.5	65.2									


20 AWG Stranded (74x38) Bare Copper Conductors • TC Braid Shield (85% Coverage) • Color Code: Red w/numbers + Green/Yellow ground**PVC Insulation • PVC Inner Jacket • Orange Oil- and Abrasion-resistant PVC Outer Jacket**

UL AWM Style 2587 (600V 90°C) CSA AWM I/II A/B	Part No.	No. of Cond.	Standard Lengths		Standard Unit Weight		Insulation Thickness		Jacket Thickness		Nominal OD		Maximum Pull Tension		
			Ft.	m	Lbs.	kg	Inch	mm	Inch	mm	Inch	mm	Lbs.	N	
	7106AS	12	250 †	76.2	57.5	26.1	.020	.51	Inner: .025	.64	.535	13.59	194	863	
			500 †	152.4	116.0	52.7			Outer: .055	1.40					
Temp Rating: -40° to 90°C (-5° to 90°C flexing)															

18 AWG Stranded (114x38) Bare Copper Conductors • Unshielded • Color Code: Red w/numbers + Green/Yellow ground**PVC Insulation • Orange Oil- and Abrasion-resistant PVC Jacket**

UL AWM Style 2587 (600V 90°C) CSA AWM I/II A/B	Part No.	No. of Cond.	Standard Lengths		Standard Unit Weight		Insulation Thickness		Jacket Thickness		Nominal OD		Maximum Pull Tension		
			Ft.	m	Lbs.	kg	Inch	mm	Inch	mm	Inch	mm	Lbs.	N	
	7110A	3	500 †	152.4	26.0	11.8	.020	.51	.035	.89	.300	7.62	69	307	
			1000 †	304.8	50.0	22.7									
	7113A	7	250 †	76.2	29.0	13.2	.020	.51	.060	1.52	.438	11.13	155	689	
			500 †	152.4	55.5	25.2									
			1000 †	304.8	111.0	50.4									
	7115A	12	250 †	76.2	40.3	18.3	.020	.51	.060	1.52	.513	13.03	270	1201	
			500 †	152.4	84.5	38.4									
	7116A	18	250 †	76.2	63.0	28.6	.020	.51	.060	1.52	.598	15.19	400	1779	
			500 †	152.4	126.0	57.2									
Temp Rating: -40° to 90°C (-5° to 90°C flexing)	7117A	25	250 †	76.2	89.3	40.5	.020	.51	.083	2.11	.744	18.90	570	2535	
			500 †	152.4	179.0	81.3									

18 AWG Stranded (114x38) Bare Copper Conductors • TC Braid Shield (85% Coverage) • Color Code: Red w/numbers + Green/Yellow ground**PVC Insulation • PVC Inner Jacket • Orange Oil- and Abrasion-resistant PVC Outer Jacket**

UL AWM Style 2587 (600V 90°C) CSA AWM I/II A/B	Part No.	No. of Cond.	Standard Lengths		Standard Unit Weight		Insulation Thickness		Jacket Thickness		Nominal OD		Maximum Pull Tension		
			Ft.	m	Lbs.	kg	Inch	mm	Inch	mm	Inch	mm	Lbs.	N	
	7111AS	4	250 †	76.2	4.0	1.8	.020	.51	Inner: .025	.64	.405	10.29	84	373	
			500 †	152.4	60.5	27.5			Outer: .050	1.27					
	7115AS	12	250 †	76.2	72.8	33.1	.020	.51	Inner: .025	.64	.600	15.24	252	1121	
			500 †	152.4	144.5	65.6			Outer: .065	1.65					

PVC = Polyvinyl Chloride • TC = Tinned Copper

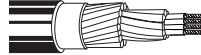
*Based on proper installation techniques in a C-track cable guide.

†Final put-up length may vary ±10% from length shown.

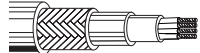
Belden Infinity® Flexible Automation Cable600V C-TC+ Control Cables for Extreme Flexing
(9 Million Flex Cycles*)

Description	Part No.	No. of Cond.	Standard Lengths		Standard Unit Weight		Insulation Thickness		Jacket Thickness		Nominal OD		Maximum Pull Tension	
			Ft.	m	Lbs.	kg	Inch	mm	Inch	mm	Inch	mm	Lbs.	N

16 AWG Stranded (190x38) Bare Copper Conductors • Unshielded • Color Code: Red w/numbers + Green/Yellow ground**PVC Insulation • Orange Oil- and Abrasion-resistant PVC Jacket**

	UL AWM Style 2587 (600V 90°C) CSA AWM I/II A/B	7122A	3	250 †	76.2	16.3	7.4	.020	.51	.045	1.14	.325	8.26	114	507	
				500 †	152.4	43.5	19.8									
				1000 †	304.8	84.0	38.1									
		7125A	7	250 †	76.2	38.5	17.5	.020	.51	.060	1.52	.480	12.19	260	1156	
				500 †	152.4	73.5	33.4									
				1000 †	304.8	148.0	67.2									
		7126A	9	250 †	76.2	49.3	22.4	.020	.51	.060	1.52	.545	13.84	340	1512	
				500 †	152.4	108.6	47.8									
				1000 †	304.8	217.2	95.6									
		7127A	12	250 †	76.2	53.3	24.2	.020	.51	.060	1.52	.570	14.48	450	2001	
				500 †	152.4	122.5	55.6									
				1000 †	304.8	243.0	110.3									
		7128A	18	250 †	76.2	85.3	38.7	.020	.51	.060	1.52	.670	17.02	680	3025	
				500 †	152.4	172.0	78.1									
				1000 †	304.8	344.0	156.2									
		7129A	25	250 †	76.2	124.5	56.5	.020	.51	.080	2.03	.820	20.83	950	4226	
				500 †	152.4	247.5	112.4									
				1000 †	304.8	495.0	224.8									

Temp Rating: -40° to 90°C
(-5° to 90°C flexing)**16 AWG** Stranded (190x38) BC Conductors • TC Braid Shield (85% Coverage) • Color Code: Red w/numbers + Green/Yellow ground**PVC Insulation • PVC Inner Jacket • Orange Oil- and Abrasion-resistant PVC Outer Jacket**

	UL AWM Style 2587 (600V 90°C) CSA AWM I/II A/B	7123AS	4	250 †	76.2	40.8	18.5	.020	.51	Inner: .64	.420	10.67	154	685	
				500 †	152.4	78.0	35.4			Outer: .64					
										Outer: .64					
										.040	1.02				

Temp Rating: -40° to 90°C
(-5° to 90°C flexing)**14 AWG** Stranded (266x38) Bare Copper Conductors • Unshielded • Color Code: Red w/numbers + Green/Yellow ground**PVC Insulation • Orange Oil- and Abrasion-resistant PVC Jacket**

	UL AWM Style 2587 (600V 90°C) CSA AWM I/II A/B	7136A	4	250 †	76.2	39.0	17.7	.025	.64	.050	1.27	.430	10.92	212	943	
				500 †	152.4	74.5	33.8									

Temp Rating: -40° to 90°C
(-5° to 90°C flexing)**14 AWG** Stranded (266x38) BC Conductors • TC Braid Shield (85% Coverage) • Color Code: Red w/numbers + Green/Yellow ground**PVC Insulation • PVC Inner Jacket • Orange Oil- and Abrasion-resistant PVC Outer Jacket**

	UL AWM Style 2587 (600V 90°C) CSA AWM I/II A/B	7136AS	4	250 †	76.2	74.0	33.6	.025	.64	Inner: .64	.500	12.70	208	925	
				500 †	152.4	145.0	65.8			Outer: .64					
										Outer: .64					
										.045	1.14				

Temp Rating: -40° to 90°C
(-5° to 90°C flexing)**12 AWG** Stranded (413x38) Bare Copper Conductors • Unshielded • Color Code: Red w/numbers + Green/Yellow ground**PVC Insulation • Orange Oil- and Abrasion-resistant PVC Jacket**

	UL AWM Style 2587 (600V 90°C) CSA AWM I/II A/B	7145A	4	250 †	76.2	72.5	32.9	.030	.76	.075	1.91	.545	13.84	274	1218	
				500 †	152.4	146.0	66.3									

Temp Rating: -40° to 90°C
(-5° to 90°C flexing)

BC = Bare Copper • TC = Tinned Copper

*Based on proper installation techniques in a C-track cable guide.

†Final put-up length may vary ±10% from length shown.

BELDEN

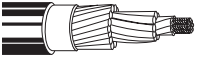
For more information, contact Belden Technical Support: 1-800-BELDEN-1 • www.belden.com

Belden114@CableCon.kr / 0707-434-7704 / Fax. 02-744-0909 / www.CableCon.co.kr

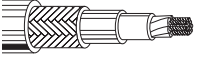
Belden Infinity® Flexible Automation Cable

600V FCC Control Cables for Moderate Flexing

(1 Million Flex Cycles*)

Description	Part No.	No. of Cond.	Standard Lengths		Standard Unit Weight		Insulation Thickness		Jacket Thickness		Nominal OD		Maximum Pull Tension		
			Ft.	m	Lbs.	kg	Inch	mm	Inch	mm	Inch	mm	Lbs.	N	
20 AWG Stranded (10x30) Bare Copper Conductors • Unshielded • Color Code: Black w/numbers + Green/Yellow ground															
PVC Insulation • Gray Oil- and Abrasion-resistant PVC Jacket															
	7400A	2	250 †	76.2	11.0	5.0	.022	.56	.040	1.02	.240	6.10	26	116	
			500 †	152.4	25.0	11.4									
			1000 †	304.8	44.0	20.0									
	7401A	3	250 †	76.2	13.0	5.9	.022	.56	.040	1.02	.250	6.35	39	173	
			500 †	152.4	30.0	13.6									
			1000 †	304.8	59.0	26.8									
	7402A	4	250 †	76.2	15.0	6.8	.022	.56	.040	1.02	.275	6.99	52	231	
			500 †	152.4	33.0	15.0									
			1000 †	304.8	64.0	29.1									
	7403A	5	250 †	76.2	17.5	8.0	.022	.56	.040	1.02	.300	7.62	65	289	
500 †			152.4	38.0	17.3										
1000 †			304.8	72.0	32.7										
7404A	7	250 †	76.2	22.0	10.0	.022	.56	.040	1.02	.345	8.76	91	405		
		500 †	152.4	44.5	20.2										
		1000 †	304.8	86.0	39.0										
7405A	9	250 †	76.2	29.5	13.4	.022	.56	.053	1.35	.410	10.41	117	520		
		500 †	152.4	71.5	32.5										
		1000 †	304.8	144.0	65.4										
7406A	12	250 †	76.2	30.8	14.0	.022	.56	.053	1.35	.420	10.67	156	693		
		500 †	152.4	88.5	40.2										
		1000 †	304.8	177.0	80.4										
7407A	18	250 †	76.2	53.5	24.3	.022	.56	.053	1.35	.500	12.70	234	1041		
		500 †	152.4	104.0	47.2										
		1000 †	304.8	208.0	94.4										
7408A	25	250 †	76.2	65.3	29.6	.022	.56	.065	1.65	.615	15.62	325	1445		
		500 †	152.4	130.5	59.3										
		1000 †	304.8	261.0	118.6										

Temp Rating: -40° to 90°C
(-5° to 90°C flexing)**20 AWG Stranded (10x30) BC Conductors • TC Braid Shield (85% Coverage) • Color Code: Black w/numbers + Green/Yellow ground**

PVC Insulation • PVC Inner Jacket • Gray Oil- and Abrasion-resistant PVC Outer Jacket														
	7401AS	3	500 †	152.4	54.0	24.5	.022	.56	Inner: .320		8.13	45	200	
									Outer: .64					
									.035					.89
	7402AS	4	250 †	76.2	32.8	14.9	.022	.56	Inner: .330		8.38	52	231	
			500 †	152.4	64.0	29.1	Outer: .64							
.035			.89											
7403AS	5	250 †	76.2	34.8	15.8	.022	.56	Inner: .370		9.40	65	289		
		500 †	152.4	68.0	30.9	Outer: .64								
		.035		.89										
7404AS	7	250 †	76.2	37.8	17.1	.022	.56	Inner: .420		10.67	91	405		
		500 †	152.4	71.5	32.5	Outer: .64								
		.040		1.02										

Temp Rating: -40° to 90°C
(-5° to 90°C flexing)

BC = Bare Copper • TC = Tinned Copper

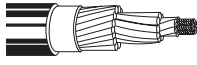
*Based on proper installation techniques in a C-track cable guide.

†Final put-up length may vary ±10% from length shown.

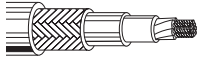
Belden Infinity® Flexible Automation Cable

600V FCC Control Cables for Moderate Flexing

(1 Million Flex Cycles*)

Description	Part No.	No. of Cond.	Standard Lengths		Standard Unit Weight		Insulation Thickness		Jacket Thickness		Nominal OD		Maximum Pull Tension	
			Ft.	m	Lbs.	kg	Inch	mm	Inch	mm	Inch	mm	Lbs.	N
18 AWG Stranded (16x30) Bare Copper Conductors • Unshielded • Color Code: Black w/numbers + Green/Yellow ground														
PVC Insulation • Gray Oil- and Abrasion-resistant PVC Jacket														
UL AWM Style 2587 (600V 90°C) CSA AWM I/II A/B	7409A	2	250 †	76.2	13.3	6.0	.022	.56	.040	1.02	.264	6.71	50	222
			500 †	152.4	26.5	12.0								
	7410A	3	250 †	76.2	16.3	7.4	.022	.56	.040	1.02	.280	7.11	74	329
			500 †	152.4	25.0	11.4								
	7411A	4	250 †	76.2	18.8	8.5	.022	.56	.040	1.02	.305	7.75	98	436
			500 †	152.4	31.0	14.1								
	7412A	5	250 †	76.2	21.8	9.9	.022	.56	.040	1.02	.330	8.38	122	542
			500 †	152.4	36.0	16.3								
	7413A	7	250 †	76.2	27.5	12.5	.022	.56	.040	1.02	.385	9.78	171	760
			500 †	152.4	46.0	20.9								
	7414A	9	250 †	76.2	36.5	16.6	.022	.56	.050	1.27	.452	11.48	220	978
			500 †	152.4	87.0	39.5								
	7415A	12	250 †	76.2	40.0	18.2	.022	.56	.050	1.27	.475	12.07	292	1298
			500 †	152.4	75.5	34.3								
	7416A	18	250 †	76.2	55.8	25.3	.022	.56	.050	1.27	.560	14.22	440	1957
			500 †	152.4	112.5	51.1								
	7417A	25	250 †	76.2	74.3	33.7	.022	.56	.072	1.83	.696	17.68	520	2313
			500 †	152.4	149.0	67.6								
	7418A	34	250 †	76.2	111.3	50.5	.022	.56	.072	1.83	.788	20.02	830	3692
			500 †	152.4	215.5	97.8								
Temp Rating: -40° to 90°C (-5° to 90°C flexing)	7419A	41	500 †	152.4	295.0	133.9	.022	.56	.075	1.91	.860	21.84	1001	4453
			7420A	50	250 †	76.2	186.5	84.7	.022	.56	.083	2.11	.940	23.88

18 AWG Stranded (16x30) BC Conductors • TC Braid Shield (85% Coverage) • Color Code: Black w/numbers + Green/Yellow ground

PVC Insulation • PVC Inner Jacket • Gray Oil- and Abrasion-resistant PVC Outer Jacket														
UL AWM Style 2587 (600V 90°C) CSA AWM I/II A/B	7411AS	4	250 †	76.2	29.0	13.2	.022	.56	Inner: .025	.64	.365	9.27	83	369
			500 †	152.4	56.5	25.7			Outer: .032	.81				
	7413AS	7	250 †	76.2	37.5	17.0	.022	.56	Inner: .025	.64	.450	11.43	145	645
			500 †	152.4	74.0	33.6			Outer: .035	.89				
	7415AS	12	250 †	76.2	61.5	27.9	.022	.56	Inner: .025	.64	.550	13.97	230	1023
			500 †	152.4	124.0	56.3			Outer: .045	1.14				
	7416AS	18	250 †	76.2	83.3	37.8	.022	.56	Inner: .025	.64	.650	16.51	374	1663
			500 †	152.4	169.0	76.7			Outer: .055	1.40				
Temp Rating: -40° to 90°C (-5° to 90°C flexing)	7417AS	25	250 †	76.2	113.8	51.6	.022	.56	Inner: .025	.64	.765	19.43	520	2313
			500 †	152.4	228.0	103.5			Outer: .060	1.52				

BC = Bare Copper • TC = Tinned Copper

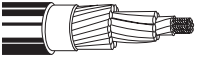
*Based on proper installation techniques in a C-track cable guide.

†Final put-up length may vary ±10% from length shown.

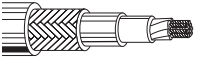
Belden Infinity® Flexible Automation Cable

600V FCC Control Cables for Moderate Flexing

(1 Million Flex Cycles*)

Description	Part No.	No. of Cond.	Standard Lengths		Standard Unit Weight		Insulation Thickness		Jacket Thickness		Nominal OD		Maximum Pull Tension		
			Ft.	m	Lbs.	kg	Inch	mm	Inch	mm	Inch	mm	Lbs.	N	
16 AWG Stranded (26x30) Bare Copper Conductors • Unshielded • Color Code: Black w/numbers + Green/Yellow ground															
PVC Insulation • Gray Oil- and Abrasion-resistant PVC Jacket															
UL AWM Style 2587 (600V 90°C) CSA AWM I/II A/B	7421A	2	250 †	76.2	15.0	6.8	.022	.56	.040	1.02	.290	7.37	70	311	
			500 †	152.4	35.0	15.9									
			1000 †	304.8	68.0	30.9									
	7422A	3	250 †	76.2	18.8	8.5	.022	.56	.040	1.02	.305	7.75	105	467	
				500 †	152.4	34.5	15.7								
				1000 †	304.8	65.0	29.5								
	7423A	4	250 †	76.2	22.5	10.2	.022	.56	.040	1.02	.330	8.38	140	623	
				500 †	152.4	41.5	18.8								
				1000 †	304.8	80.0	36.3								
	7424A	5	250 †	76.2	27.5	12.5	.022	.56	.040	1.02	.360	9.14	175	778	
				500 †	152.4	49.5	22.5								
				1000 †	304.8	96.0	43.6								
	7425A	7	250 †	76.2	35.0	15.9	.022	.56	.040	1.02	.425	10.80	236	1050	
				500 †	152.4	64.0	29.1								
				1000 †	304.8	129.0	58.6								
	7426A	9	250 †	76.2	50.5	22.9	.022	.56	.060	1.52	.540	13.72	304	1352	
				500 †	152.4	95.0	43.1								
				1000 †	304.8	190.0	86.3								
	7427A	12	250 †	76.2	55.3	25.1	.022	.56	.065	1.65	.565	14.35	405	1801	
				500 †	152.4	114.0	51.8								
				1000 †	304.8	220.0	100.0								
	7428A	18	250 †	76.2	79.0	35.9	.022	.56	.065	1.65	.650	16.51	608	2705	
				500 †	152.4	158.0	71.7								
	7429A	25	250 †	76.2	109.0	49.5	.022	.56	.060	1.52	.750	19.05	875	3892	
				500 †	152.4	218.5	99.2								
Temp Rating: -40° to 90°C (-5° to 90°C flexing)	7430A	34	250 †	76.2	171.3	77.7	.022	.56	.075	1.91	.878	22.30	1145	5093	

16 AWG Stranded (26x30) BC Conductors • TC Braid Shield (85% Coverage) • Color Code: Black w/numbers + Green/Yellow ground**PVC Insulation • PVC Inner Jacket • Gray Oil- and Abrasion-resistant PVC Outer Jacket**

UL AWM Style 2587 (600V 90°C) CSA AWM I/II A/B	7423AS	4	250 †	76.2	36.0	16.3	.022	.56	Inner: .025	.64	.400	10.16	140	623	
			500 †	152.4	68.0	30.9			Outer: .035	.89					
	7427AS	12	250 †	76.2	81.8	37.1	.022	.56	Inner: .025	.64	.630	16.00	420	1868	
				500 †	152.4	164.5	74.7			Outer: .060					1.52
	7428AS	18	250 †	76.2	119.0	54.1	.022	.56	Inner: .025	.64	.740	18.80	630	2802	
				500 †	152.4	238.5	108.3			Outer: .070					1.78

Temp Rating: -40° to 90°C
(-5° to 90°C flexing)

BC = Bare Copper • TC = Tinned Copper

*Based on proper installation techniques in a C-track cable guide.

†Final put-up length may vary ±10% from length shown.

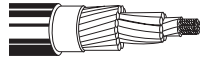
Belden Infinity® Flexible Automation Cable

600V FCC Control Cables for Moderate Flexing

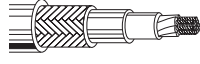
(1 Million Flex Cycles*)

Description	Part No.	No. of Cond.	Standard Lengths		Standard Unit Weight		Insulation Thickness		Jacket Thickness		Nominal OD		Maximum Pull Tension	
			Ft.	m	Lbs.	kg	Inch	mm	Inch	mm	Inch	mm	Lbs.	N


14 AWG Stranded (41x30) Bare Copper Conductors • Unshielded • Color Code: Black w/numbers + Green/Yellow ground**PVC Insulation • Gray Oil- and Abrasion-resistant PVC Jacket**

UL AWM Style 2587 (600V 90°C) CSA AWM I/II A/B 	7434A	2	250 †	76.2	34.0	15.5	.023	.58	.045	1.14	.335	8.51	201	894	
			500 †	152.4	66.5	30.2									
			1000 †	304.8	92.0	41.8									
	7435A	3	250 †	76.2	39.8	18.1	.023	.58	.045	1.14	.350	8.89	201	894	
			500 †	152.4	78.5	35.6									
			1000 †	304.8	98.0	44.5									
	7436A	4	250 †	76.2	49.3	22.4	.023	.58	.050	1.27	.395	10.03	201	894	
			500 †	152.4	95.0	43.1									
			1000 †	304.8	131.0	59.5									
	7438A	7	500 †	152.4	150.5	68.3	.023	.58	.060	1.52	.525	13.33	373	1659	
			500 †	76.2	110.8	50.3	.023	.58	.070	1.78	.620	15.75	480	2135	
				152.4	223.0	101.2									
	7440A	12	250 †	76.2	142.5	64.7	.023	.58	.075	1.91	.660	16.76	640	2847	
			500 †	152.4	285.5	129.6									
			250 †	76.2	223.8	101.7	.023	.58	.090	2.29	.930	23.62	1337	5947	

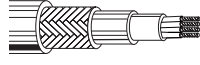
Temp Rating: -40° to 90°C
(-5° to 90°C flexing)**14 AWG** Stranded (41x30) BC Conductors • TC Braid Shield (85% Coverage) • Color Code: Black w/numbers + Green/Yellow ground**PVC Insulation • PVC Inner Jacket • Gray Oil- and Abrasion-resistant PVC Outer Jacket**

UL AWM Style 2587 (600V 90°C) CSA AWM I/II A/B 	7436AS	4	250 †	76.2	49.3	22.4	.023	.58	Inner: .025 .64		.482	12.24	212	943
			500 †	152.4	95.0	43.1			Outer: .055 1.40					
	7438AS	7	250 †	76.2	74.8	33.9	.023	.58	Inner: .025 .64		.563	14.30	371	1650
			500 †	152.4	150.5	68.3			Outer: .060 1.52					

Temp Rating: -40° to 90°C
(-5° to 90°C flexing)**12 AWG** Stranded (65x30) Bare Copper Conductors • Unshielded • Color Code: Black w/numbers + Green/Yellow ground**PVC Insulation • Gray Oil- and Abrasion-resistant PVC Jacket**

UL AWM Style 2587 (600V 90°C) CSA AWM I/II A/B 	7444A	3	250 †	76.2	53.5	24.3	.028	.71	.060	1.52	.450	11.43	253	1125
			500 †	152.4	103.5	47.0								
	7445A	4	250 †	76.2	63.5	28.8	.028	.71	.070	1.78	.505	12.83	338	1503
			500 †	152.4	124.0	56.3								

Temp Rating: -40° to 90°C
(-5° to 90°C flexing)**12 AWG** Stranded (65x30) BC Conductors • TC Braid Shield (85% Coverage) • Color Code: Black w/numbers + Green/Yellow ground**PVC Insulation • PVC Inner Jacket • Gray Oil- and Abrasion-resistant PVC Outer Jacket**

UL AWM Style 2587 (600V 90°C) CSA AWM I/II A/B 	7445AS	4	250 †	76.2	85.8	38.9	.028	.71	Inner: .030 .76		.580	14.73	338	1503
			500 †	152.4	171.5	77.9			Outer: .070 1.78					

Temp Rating: -40° to 90°C
(-5° to 90°C flexing)

BC = Bare Copper • TC = Tinned Copper

*Based on proper installation techniques in a C-track cable guide.

†Final put-up length may vary ±10% from length shown.

Belden Infinity® Flexible Automation Cable

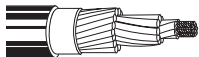
600V FCC Control Cables for Moderate Flexing

(1 Million Flex Cycles*)

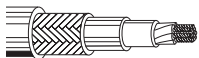
Description	Part No.	No. of Cond.	Standard Lengths		Standard Unit Weight		Insulation Thickness		Jacket Thickness		Nominal OD		Maximum Pull Tension	
			Ft.	m	Lbs.	kg	Inch	mm	Inch	mm	Inch	mm	Lbs.	N

10 AWG Stranded (105x30) Bare Copper Conductors • Unshielded (Color Code: Black w/numbers + Green/Yellow ground)**PVC Insulation • Gray Oil- and Abrasion-resistant PVC Jacket**

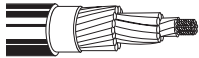
UL AWM Style 2587 (600V 90°C)	7447A	4	250 †	76.2	70.8	32.1	.030	.76	.070	1.78	.570	14.48	672	2989
CSA AWM I/II A/B			500 †	152.4	142.5	64.7								

Temp Rating: -40° to 90°C
(-5° to 90°C flexing)**10 AWG** Stranded (105x30) BC Conductors • TC Braid Shield (85% Coverage) • Color Code: Black w/numbers + Green/Yellow ground**PVC Insulation • PVC Inner Jacket • Gray Oil- and Abrasion-resistant PVC Outer Jacket**

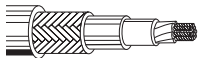
UL AWM Style 2587 (600V 90°C)	7447AS	4	250 †	76.2	92.8	42.2	.030	.76	Inner:	.660	16.76	546	2429
CSA AWM I/II A/B			500 †	152.4	185.5	84.3			Outer:	.035	.89		
										.065	1.65		

Temp Rating: -40° to 90°C
(-5° to 90°C flexing)**8 AWG** Stranded (168x30) Bare Copper Conductors • Unshielded • Color Code: Black w/numbers + Green/Yellow ground**PVC Insulation • Gray Oil- and Abrasion-resistant PVC Jacket**

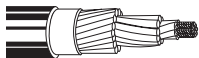
UL AWM Style 2587 (600V 90°C)	7450A	4	250 †	76.2	113.8	51.6	.045	1.14	.070	1.78	.715	18.16	920	4092
CSA AWM I/II A/B			500 †	152.4	228.0	103.5								

Temp Rating: -40° to 90°C
(-5° to 90°C flexing)**8 AWG** Stranded (168x30) BC Conductors • TC Braid Shield (85% Coverage) • Color Code: Black w/numbers + Green/Yellow ground**PVC Insulation • PVC Inner Jacket • Gray Oil- and Abrasion-resistant PVC Outer Jacket**

UL AWM Style 2587 (600V 90°C)	7450AS	4	250 †	76.2	141.3	64.1	.045	1.14	Inner:	.815	20.70	872	3879
CSA AWM I/II A/B			500 †	152.4	281.0	127.6			Outer:	.040	1.02		
										.065	1.65		

Temp Rating: -40° to 90°C
(-5° to 90°C flexing)**6 AWG** Stranded (266x30) Bare Copper Conductors • Unshielded • Color Code: Black w/numbers + Green/Yellow ground**PVC Insulation • Gray Oil- and Abrasion-resistant PVC Jacket**

UL AWM Style 2587 (600V 90°C)	7453A	4	250 †	76.2	185.0	84.0	.060	1.52	.085	2.16	.925	23.50	1472	6548
CSA AWM I/II A/B														

Temp Rating: -40° to 90°C
(-5° to 90°C flexing)

BC = Bare Copper • TC = Tinned Copper


*Based on proper installation techniques in a C-track cable guide.

†Final put-up length may vary ±10% from length shown.

Belden Infinity® Flexible Automation Cable

300V Flex Data Cables

(1 Million Flex Cycles*)

Description	Part No.	No. of Pairs	UL NEC/ C(UL) CEC Type	RS Type	Color Code	Standard Lengths		Standard Unit Weight		Nominal OD		Maximum Capacitance		Nom. Imped. (Ω)	
						Ft.	m	Lbs.	kg	Inch	mm	pF/Ft.	pF/m		
Flex Data • 24 AWG Stranded (41x40) BC Condrs. • Twisted Pairs • Overall Beldfoil® (100% Coverage) + TC Braid Shield (85% Coverage)**															
Foam Polyethylene Insulation with Skin • Green Oil-resistant PVC Jacket															
	300V 60°C	7200A	1	NEC: CM CEC: CM	232 485	White, Blue	500 1000	152.4 304.8	17.0 38.0	7.7 17.3	.240	6.10	15.0	49.2	120
		7201A	2	NEC: CM CEC: CM	232 485	See Color Code Chart (below)	500 1000	152.4 304.8	31.0 60.0	14.1 27.2	.322	8.18	15.0	49.2	120
		7202A	3	NEC: CM CEC: CM	232 485	See Color Code Chart (below)	500 1000	152.4 304.8	33.5 68.0	15.2 30.9	.347	8.81	15.0	49.2	120
		7203A	4	NEC: CM CEC: CM	232 485	See Color Code Chart (below)	500 1000	152.4 304.8	39.0 79.0	17.7 35.9	.362	9.20	15.0	49.2	120
		7205A	1	NEC: CM CEC: CM	232 422	White, Blue	500 1000	152.4 304.8	17.5 38.0	7.9 17.3	.232	5.89	14.0	45.9	100
		7206A	1	NEC: CM CEC: CM	232 485	White, Blue	1000	304.8	59.0	26.8	.302	7.67	10.0	32.8	150

Temp Rating: -20° to 60°C
(-5° to 60°C flexing)

BC = Bare Copper • TC = Tinned Copper

*Based on proper installation techniques in a C-track cable guide.

**24 AWG stranded (41x40) tinned copper drain wire.

Color Codes: Flex Data

Pair No.	Color Combination
1	White/Blue Stripe & Blue/White Stripe
2	White/Orange Stripe & Orange/White Stripe
3	White/Green Stripe & Green/White Stripe
4	White/Brown Stripe & Brown/White Stripe

Belden Infinity® Flexible Automation Cable

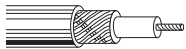
75 Ohm Flex Vision Coax Cables

(1 Million Flex Cycles*)

Description	Part No.	UL NEC/ C(UL) CEC Type	Standard Lengths		Standard Unit Weight		Nom. DCR		Nominal Core OD		Nominal OD		Nom. Imp. (Ω)	Nom. Vel. of Prop.	Nominal Capacitance		Nominal Attenuation		
			Ft.	m	Lbs.	kg	Conductor	Shield	Inch	mm	Inch	mm			pF/Ft.	pF/m	MHz	dB/100 Ft.	dB/100m

Sub-Mini Type • 30 AWG Stranded (7x38) Tinned Cadmium Bronze Conductor • Tinned Copper "French Braid" Shield (95% Coverage)**Foam Polyethylene Insulation • Matte Blue Belflex® Jacket**

UL AWM	7500A	CEC:	250†	76.2	3.0	1.4	108.0Ω/M'	13.3Ω/M'	.056	1.42	.110	2.79	75	78%	16.7	54.8	2.2	.9	2.95
Style 1354		FT1	500†	152.4	5.0	2.3	354.3Ω/km	43.6Ω/km									5	1.4	4.59
30V 80°C			1000†	304.8	9.0	4.1											10	2.0	6.56
CSA AWM I/II A/B																	30	3.4	11.16
																	50	4.4	14.44
																	100	6.4	21.00

**Mini Type • 25 AWG** Stranded (19x38) Bare Copper Conductor • Tinned Copper "French Braid" Shield (95% Coverage)**Foam Polyethylene Insulation • Matte Blue Belflex Jacket**

UL AWM	7501A	CEC:	500†	152.4	7.5	3.4	35.0Ω/M'	9.1Ω/M'	.090	2.29	.146	3.71	75	77%	17.7	58.1	2.2	.6	1.97
Style 1354		FT1	1000†	304.8	14.0	6.4	114.8Ω/km	29.9Ω/km									5	.9	2.95
30V 80°C																	10	1.3	4.27
CSA AWM I/II A/B																	30	2.2	7.22
																	50	2.9	9.52
																	100	4.2	13.78

**RG-59 Type • 22 AWG** Stranded (19x34) Bare Copper Conductor • Tinned Copper "French Braid" Shield (95% Coverage)**Foam Polyethylene Insulation • Matte Blue Belflex Jacket**

UL AWM	7502A	CEC:	250†	76.2	10.5	4.8	13.4Ω/M'	6.4Ω/M'	.146	3.71	.242	6.15	75	79%	18.0	59.1	2.2	.4	1.31
Style 1354		FT1	500†	152.4	15.0	6.8	44.0Ω/km	21.0Ω/km									5	.5	1.64
30V 80°C			1000†	304.8	34.0	15.4											10	.8	2.63
CSA AWM I/II A/B																	30	1.4	4.59
																	50	1.8	5.91
																	100	2.7	8.86

**RG-6/U Type • 20 AWG** Stranded (7x15x40) Bare Copper Conductor • Tinned Copper "French Braid" Shield (95% Coverage)**Foam Polyethylene Insulation • Matte Blue Belflex Jacket**

UL AWM	7503A	CEC:	250†	76.2	12.0	5.5	8.1Ω/M'	11.0Ω/M'	.185	4.70	.275	6.99	75	80%	17.3	56.8	2.2	.3	0.98
Style 1354		FT1	500†	152.4	18.0	8.2	26.6Ω/km	36.1Ω/km									5	.4	1.31
30V 80°C			1000†	304.8	40.0	18.2											10	.6	1.97
CSA AWM I/II A/B																	30	1.1	3.61
																	50	1.5	4.92
																	100	2.2	7.22

**RG-11 Type • 16 AWG** Stranded (7x37x40) Bare Copper Conductor • Tinned Copper "French Braid" Shield (95% Coverage)**Foam Polyethylene Insulation • Matte Blue Belflex Jacket**

UL AWM	7504A	CEC:	1000†	304.8	84.0	38.1	3.5Ω/M'	3.6Ω/M'	.285	7.24	.405	10.29	75	81%	17.3	56.8	2.2	.2	0.66
Style 1354		FT1					11.5Ω/km	11.8Ω/km									5	.3	0.98
30V 80°C																	10	.4	1.31
CSA AWM I/II A/B																	30	.8	2.63
																	50	1.0	3.28
																	100	1.5	4.92



BC = Bare Copper • DCR = DC Resistance • TC = Tinned Copper

*Based on proper installation techniques in a C-track cable guide.

†Final put-up length may vary ±10% from length shown.