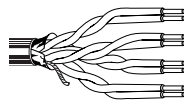


**DataTwist® 5e ScTP Cable**

TIA/EIA-568-B.2, Category 5e Nonbonded-Pair Cables

Description	Part No.	UL NEC/ C(UL) CEC Type	No. of Pairs	Standard Lengths		Standard Unit Wt.		Nominal OD		Max. DCR (Ω/100m)	Max. DCR Unbal. (%)	Max. Cap. Unbal. (pF/100m)	Freq. (MHz)	Max. Atten. (dB/100m)	Min. PSUM NEXT (dB)	Min. PSUM ACR (dB/100m)	Min. PSUM ELFEXT (dB/100m)	Input Imped. (Ω)	Min. RL (dB)
				Ft.	m	Lbs.	kg	Inch	mm										

**24 AWG Solid Bare Copper Conductors • Twisted Pairs • Overall Beldfoil® Shield • Drain Wire\* • RJ-45 Compatible • See Color Code Chart (below)****Non-Plenum • Polyolefin Insulation • PVC Jacket** (Available in Red, Orange, Yellow, Green, Blue, Gray or Black)

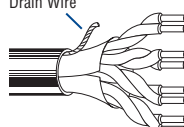
Description	Part No.	UL NEC/ C(UL) CEC Type	No. of Pairs	Standard Lengths		Standard Unit Wt.		Nominal OD		Max. DCR (Ω/100m)	Max. DCR Unbal. (%)	Max. Cap. Unbal. (pF/100m)	Freq. (MHz)	Max. Atten. (dB/100m)	Min. PSUM NEXT (dB)	Min. PSUM ACR (dB/100m)	Min. PSUM ELFEXT (dB/100m)	Input Imped. (Ω)	Min. RL (dB)
				Ft.	m	Lbs.	kg	Inch	mm										
	<b>1533R</b>	NEC: CMR CEC: CMR	4	1000	304.8	34.0	15.5	.260	6.60	9.38	3.0	330	1	2.0	62.3	60	60.8	100±15	20.0
				A-1000	A-304.8	37.0	16.8	4	4.1	53.3	49	48.7	100±15	23.0					
				1640†	500.0	57.4	26.1	8	5.8	48.8	43	42.7	100±15	24.5					
				10	6.5	47.3	41	40.8	100±15	25.0									
				16	8.2	44.3	36	36.7	100±15	25.0									
				20	9.3	42.8	34	34.7	100±15	25.0									
				25	10.4	41.3	31	32.8	100±15	24.3									
				31.25	11.7	39.9	28	30.9	100±15	23.6									
				62.5	17.0	35.4	18	24.8	100±15	21.5									
				100	22.0	32.3	10	20.8	100±15	20.1									

†1640 ft. put-up available in Gray only.

Shield is bonded to jacket inner wall for electrical stability.

Jacket sequentially marked at 2 ft. intervals. • Third party verified to TIA/EIA-568-B.2, Category 5e

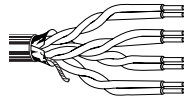
**Non-Plenum • Polypropylene Insulation (Color Code: See Chart Below) • Black Low-Smoke, Zero-Halogen Jacket**

Description	Part No.	UL NEC/ C(UL) CEC Type	No. of Pairs	Standard Lengths		Standard Unit Wt.		Nominal OD		Max. DCR (Ω/100m)	Max. DCR Unbal. (%)	Max. Cap. Unbal. (pF/100m)	Freq. (MHz)	Max. Atten. (dB/100m)	Min. PSUM NEXT (dB)	Min. PSUM ACR (dB/100m)	Min. PSUM ELFEXT (dB/100m)	Input Imped. (Ω)	Min. RL (dB)
				Ft.	m	Lbs.	kg	Inch	mm										
	<b>1300SB</b> <small>new</small>	NEC: CMG-LS CEC: CMG-LS FT4 Limited Smoke	4	1000	304.8	35.0	15.9	.260	6.60	9.3	3.0	330	1	2.0	62.3	60	60.8	100±15	20.0
				A-1000	A-304.8	37.0	16.8	4	4.1	53.3	49	48.7	100±15	23.0					
				10	6.5	47.3	41	40.8	100±15	24.5									
				16	8.2	44.3	36	36.7	100±15	25.0									
				20	9.3	42.8	34	34.7	100±15	25.0									
				25	10.4	41.3	31	32.8	100±15	24.3									
				31.25	11.7	39.9	28	30.9	100±15	23.6									
				62.5	17.0	35.4	18	24.8	100±15	21.5									
				100	22.0	32.3	10	20.8	100±15	20.1									

**LSZH and ABS Type Approved**

Jacket sequentially marked at 2 ft. intervals.

**Plenum • FEP Teflon® Insulation • Flamarrest® Jacket** (Available in Red, Orange, Yellow, Green, Blue, Gray, Black or Natural)

Description	Part No.	UL NEC/ C(UL) CEC Type	No. of Pairs	Standard Lengths		Standard Unit Wt.		Nominal OD		Max. DCR (Ω/100m)	Max. DCR Unbal. (%)	Max. Cap. Unbal. (pF/100m)	Freq. (MHz)	Max. Atten. (dB/100m)	Min. PSUM NEXT (dB)	Min. PSUM ACR (dB/100m)	Min. PSUM ELFEXT (dB/100m)	Input Imped. (Ω)	Min. RL (dB)
				Ft.	m	Lbs.	kg	Inch	mm										
	<b>1533P</b>	NEC: CMP CEC: CMP	4	1000	304.8	35.0	15.9	.235	6.00	9.38	3.0	330	1	2.0	62.3	60	60.8	100±15	20.0
				A-1000	A-304.8	38.0	17.2	4	4.1	53.3	49	48.7	100±15	23.0					
				10	6.5	47.3	41	40.8	100±15	24.5									
				16	8.2	44.3	36	36.7	100±15	25.0									
				20	9.3	42.8	34	34.7	100±15	25.0									
				25	10.4	41.3	31	32.8	100±15	24.3									
				31.25	11.7	39.9	28	30.9	100±15	23.6									
				62.5	17.0	35.4	18	24.8	100±15	21.5									
				100	22.0	32.3	10	20.8	100±15	20.1									

Shield is bonded to jacket inner wall for electrical stability.

Jacket sequentially marked at 2 ft. intervals.

Third party verified to TIA/EIA-568-B.2, Category 5e

ACR = Attenuation Crosstalk Ratio • DCR = DC Resistance • ELFEXT = Equal Level Far-end Crosstalk • NEXT = Near-end Crosstalk • PSUM = Power Sum • RL = Return Loss

ScTP = Screened (Overall Foil) Twisted Pair(s)

\*Drain wire is 24 AWG stranded tinned copper.

**Color Codes: DataTwist 5e ScTP**

Pair No.	Color Combination
1	White/Blue Stripe & Blue
2	White/Orange Stripe & Orange
3	White/Green Stripe & Green
4	White/Brown Stripe & Brown

Teflon is a DuPont trademark.