

## Coax Cable Assemblies

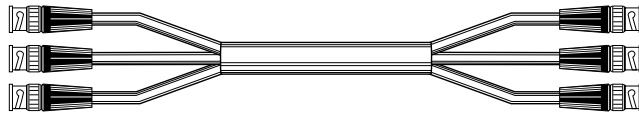
### RGB Patch Cables

Part No.	Gender	Standard Lengths		Standard Unit Weight		Cond. AWG (Stranding) Diameter Nom. DCR	Nominal Insulation OD		Shielding Material Nom. DCR	Nominal OD		Nom. Imp. (Ω)	Nom. Vel. of Prop.	Nominal Capacitance		Nominal Attenuation		
		ft.	m	lbs.	kg		inch	mm		inch	mm			pF/ft.	pF/m	MHz	dB/100 ft.	dB/100 m

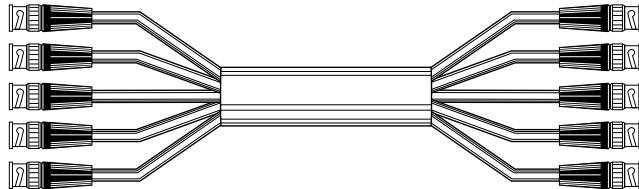
#### Brilliance Assemblies • 1277R (3-Coax) and 1279R (5-Coax) HDTV/SDI • 3 or 5 BNC Connectors on both ends • Flexible 75 Ohm broadcast quality assembled RGB cable with strain relief boots

RGB cables are used for component video formatted applications that segment the video signal into Red, Green and Blue elements, identified through use of corresponding cable jacket colors (RGB cables). Synchronization (Sync) and Vertical Hold (Hold) signals can be embedded within one of the elemental video components or they can be transmitted separately utilizing the 4th and 5th coaxes. When present, the 4th coax has a yellow jacket; the 5th coax has a black jacket. The outer jacket of the Belden line is stripped back 150 mm from both ends. The unique design of these cables also makes them ideal for multiple runs of composite video signals such as SDI or HDTV (video snake cable). The Belden lines are ideal for high-resolution monitor and projection imaging in corporate boardrooms, command and control centers, multi-purpose auditoriums, home theaters, performance venues, etc.

Foam HDPE Insulation • Matte Black PVC Jacket																	
CA00150 01C1	BNC-BNC	3.3	1.0	0.24	25 AWG	0.092	2.33	Duofoil®	0.320	8.13	75	80%	17.0	55.7	5	1.2	3.8
CA00150 01C2		6.6	2.0		0.45 mm		Coax OD:	95% TC	0.403	10.24					50	3.7	12.1
CA00150 01C3		9.8	3.0		(Solid) BC	0.114	2.90	Braid							100	4.9	16.1
CA00150 01C6		19.7	6.0												400	9.5	31.2
CA00150 01C15		49.2	15.0												750	13.4	44.0
CA00150 01C20		65.6	20.0												900	15.0	49.2
CA00150 01C30		98.4	30.0												1000	15.8	51.8
CA00150 01C45		147.6	45.0												3000	31.2	102.4



Foam HDPE Insulation • Matte Black PVC Jacket																	
CA00151 01C1	BNC-BNC	3.3	1.0		25 AWG	0.092	2.33	Duofoil®	0.320	8.13	75	80%	17.0	55.7	5	1.2	3.8
CA00151 01C2		6.6	2.0		0.45 mm		Coax OD:	95% TC	0.403	10.24					50	3.7	12.1
CA00151 01C3		9.8	3.0		(Solid) BC	0.114	2.90	Braid							100	4.9	16.1
CA00151 01C6		19.7	6.0												400	9.5	31.2
CA00151 01C15		49.2	15.0												750	13.4	44.0
CA00151 01C20		65.6	20.0												900	15.0	49.2
CA00151 01C30		98.4	30.0												1000	15.8	51.8
CA00151 01C45		147.6	45.0												3000	31.2	102.4



\* DC loop resistance • \*\* DC resistance inner conductor • \*\*\* DC resistance outer conductor • DCR = DC resistance • M = Male • F = Female • TC = Tinned Copper • BC = Bare Copper

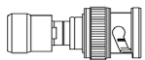
To comfortably support today's broadcast technology, Brilliance Assemblies can be specially ordered:

	3-Coax BNC-BNC	5-Coax BNC-BNC
1. same but Banana Peel® design	1281S3 (CA00152)	1281S5 (CA00153)
2. as an economical version with 1855A	7787A (CA00154)	7789A (CA00155)
3. for long runs with 1505A	7794A (CA00156)	7796A (CA00157)
4. for longer runs with 1694A	7710A (CA00158)	7712A (CA00159)

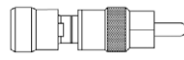
If you require a specific connector you can choose from the following brands: ADC, Neutrik, Damar+Hagen, Telegaertner.

#### Additional Accessories for 1277R-1279R and 1281S3-S5 One-Piece Connector

1B25A • 75-Ohm BNC (male)



1R25A • 75-Ohm RCA



#### Stripping and Compression Tool

HCST • Cable Prep Tool



HCCT • works with BNC, RCA and F Connectors

