

## Introduction

### Hook-Up With Belden and Lead The Way

Consistency is vital wherever cables are used. From data processing to lighting, from services to HVAC – cable quality delivers a performance that makes life easier, more efficient and problem free.

Off-the-shelf or tailor-made, Belden hook-up and lead wire products are manufactured in a variety of materials, sizes and designs to meet rigid industry specifications. By manufacturing in-house, Belden has full control from start to finish – from the initial copper rod through rubber formulation and plastic mixing to the finished product. The way Belden manufactures cables is the guarantee of durable quality, perfect performance and top specifications which will meet or exceed industry standards.

### Key Applications

- Inter-connection circuits
- Wiring of computers
- Wiring of data processing equipment
- Appliances
- Lighting
- Motor leads
- Heating and cooling equipment
- Harness fabrication
- Automotive
- Aerospace/defense
- Nuclear environment/radiation resistance

### Special Features

- Extended temperature and chemical resistant cables: these cables are suitable for applications in the temperature range from -190°C up to +1250°C.

### Availability

Most of our hook-up and lead wire constructions are available from stock in a wide variety of colors and packages. Many of these are available off the shelf from distributors. If you have a new or unusual application or you cannot find a hook up wire cable in this catalog section that meets your technical requirements, see our U.S. Master Catalog or contact technical support at +31-77-3875-414 or techsupport.venlo@belden.com.

### Index by Voltage and Temperature Rating

Hook-Up & Lead Wire Section		Page No.
<b>300V, 180°C</b>	Silicone Rubber Braidless FRNC	3.16
	Silicone Rubber Braidless FRNC (H05S)	3.17
	Silicone Rubber Braidless FRNC (VDE approved)	3.18
	Silicone Rubber Braidless FRNC (Superflex)	3.19
	Silicone Rubber Glass Braid FRNC (H05SJ-K)	3.20
	FEP (VDE approved)	3.6
	FEP double insulated (VDE approved)	3.7
<b>300V, 350°C</b>	Glass Braid	3.21
	Kapton® Glass Braid	3.21
	Mica Glass Braid	3.22
<b>300V, 1550°C</b>	Mica Ceramic Braid	3.22
<b>450V, 135°C</b>	ETFE	3.10
<b>600V, 150°C</b>	ETFE	3.11
	Zyrad® 500	3.14
<b>600V, 155°C</b>	Zyrad® 555	3.15
<b>600V, 200°C</b>	FEP	3.8
	EFGLAS Glass Braid/PTFE	3.23
<b>600V, 260°C</b>	PFA	3.12
	PTFE/Kapton®/PTFE	3.4
	PTFE	3.5
	FEP (VDE 0881)	3.9
<b>1900V, 125°C</b>	Trakrad 100 FR and oil resistant	3.13

\*peak voltage

### Nominal Temperature Operating Ranges (°C)

-100°	-80°	-60°	-40°	-20°	0	20°	40°	60°	80°	100°	120°	140°	160°	180°	200°	220°	240°																				
-190°																		PTFE		260°C																	
-100°																		ETFE				150°C															
-190°																		PFA																		260°C	
																		-25°				Trakrad100				125°C											
																		-65°				Zyrad®				150°C											
																		-50°				Silicone				180°C											
-100°																		FEP																		205°C	
																		-50°				Glass Braid				350°C											
																		-50°				S-Glass Fiber				400°C											
																		-50°				Kapton®				500°C											
																		-50°				Mica				1250°C											

Kapton® is a DuPont trademark.

## Technical Information

### Conductor and Insulation Materials

#### Conductors

##### Uni-Strand®

Uni-Strand tinned copper conductor. In this type of construction, the bare copper wires are stranded and then tinned to coat the strands and also fill the interstices between the strands. This allows for easier wire stripping with no re-twisting operation.

##### Plated Copper Conductor

There are a number of plating materials used to enhance the characteristics of the copper conductor. Tin plating is mainly used to improve the soldering characteristics of the conductor. Silver is used to increase the temperature and conductivity of the conductor as well as its soldering characteristics. Nickel-plating increases the temperature rating of the conductor even higher as well as offering excellent anti-oxidation characteristics.

#### Insulation Materials

##### Silicone Rubber

Braidless silicone lead wire features easy and clean stripping without the problems associated with glass braid lead wire. It has excellent physical and mechanical strength properties.

Recommended for high temperature applications in motors, lighting fixtures, clothes dryers, stoves, therapeutic and electronic devices. It is recommended that varnish compatibility be checked before production. Some rigid varnishes may cause cracking when the wire is severely bent.

##### Silicone Rubber – Glass Braid

The silicone insulation strips clean and easy. The glass braid provides additional abrasion resistance and is treated to prevent fraying. Recommended for high-temperature applications in motors, lighting fixtures, clothes dryers, stoves, therapeutic and electronic devices.

##### FEP Teflon®

Teflon® is a fluorinated thermoplastic with outstanding thermal, physical, and electrical properties. Teflon® is generally restricted to applications requiring its special characteristics because its basic resin and processing costs are relatively high.

Belden Teflon® wire products are highly recommended for miniature cable applications because of their superior thermal and electrical properties. Teflon® is especially suitable for internal wiring soldering applications where insulation melt back is a specific problem.

Belden wiring products insulated with Teflon® are outstanding in their resistance to oil, oxidation, heat, sunlight and flame; and also in their ability to remain flexible at low temperatures. They have excellent resistance to ozone, water, alcohol, gasoline, acids, alkalis, aromatic hydrocarbons and solvents.

##### PTFE

Best chemical resistance and very good electrical and mechanical properties are characteristic for this material. Belden processes PTFE in the form of wrapped tapes and extrusion.

##### PFA

Same material properties as PTFE. Applied by extrusion.

##### ETFE

Chemical and mechanical properties comparable to PTFE. Applied by extrusion.

##### Trakrad 100

Trakrad is a cross-linked polyolefin insulated cable designed for traction and rolling stock, and is suitable for fixed installations within vehicles and between motor and underframe. These cables are also designed for use in connections to coil windings, wiring of motor vehicles, control panels and switchgear. They are designed to provide enhanced oil resistance to meet British Rail spec. TDE 76/P/16.

##### Zyrad®

Zyrad® 500 and 555 are a modified cross-linked polyolefin having a 600V 155°C rating for commercial applications, in particular class F motor lead wires.

Zyrad® 500 is approved to UL3289 and CSA CL 1503. Both Zyrad® 500 and Zyrad® 555 have excellent abrasion resistance, coupled with good flexibility, and will withstand varnish bake temperatures of 190°C and short term exposure at 250°C.

##### EFGLAS

EFGLAS cable range is designed to meet the specification BSG222, a specification for aircraft wiring cables at high (+260°C) and low (-70°C) temperature. These cables are popular throughout many industries and applications because of their temperature rating and improved abrasion resistance.

##### Ceramic Material Insulated Cables

Belden offers special insulation and sheath materials based on ceramic and mica. These material allow service at a constant ambient temperature of +800°C and peak temperatures up to +1550°C even under extreme conditions, e.g. application in glass, iron- and steel fabrication.

In order to extend the fields of application, glass fiber materials can be combined with other high performance materials e.g. PTFE, FEP, Kapton®, silicone or mica. These combinations ensure application in humid areas at an excellent dielectric strength.

##### Kapton®

Kapton® film is a compact, lightweight mechanically tough cable insulation system offering both space and weight saving characteristics. Kapton® equipment wires have excellent electrical properties as well as generating low smoke and being classed as low toxic.

Kapton® and Teflon® are DuPont trademarks.

**PTFE / Kapton® / PTFE**

600V, 260°C

De- scription	Part No.	UL NEC/ C(UL)CEC Type IEC	Standard Lengths		Standard Unit Weight		Conductor (Stranding) Diameter Nom. DCR	Nominal Conductor OD		Shielding Material Nom. DCR	Nominal OD		Application
			ft.	m	lbs.	kg		AWG	Section mm <sup>2</sup>		inch	mm	

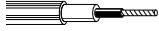
**260°C • 20 - 4/0 AWG • Stranded Nickel-Plated Copper Wire****PTFE / Kapton® / White PTFE Insulation • according to VG 95218 part 20 B**

ASTM-D 4895

Unshielded

For wiring at high ambient temperatures and  
increased mechanical stress e.g.

- Aerospace
- Lead wires for engines and gearboxes



<b>HMC4000</b>	1000	305	6.7	3.0	37 wires NPC	20	0.50	0.083	2.10
<b>HMC4001</b>	1000	305	8.7	4.0	37 wires NPC	18	0.75	0.091	2.30
<b>HMC4002</b>	1000	305	10.8	4.9	37 wires NPC	17	1.00	0.098	2.50
<b>HMC4003</b>	1000	305	15.5	7.0	37 wires NPC	16	1.50	0.110	2.80
<b>HMC4004</b>	1000	305	23.5	10.7	37 wires NPC	14	2.50	0.138	3.50
<b>HMC4005</b>	1000	305	37.6	17.1	7 legs NPC	12	4	0.173	4.40
<b>HMC4006</b>	1000	305	51.8	23.5	7 legs NPC	10	6	0.209	5.30
<b>HMC4007</b>	500	152	41.3	18.8	19 legs NPC	8	10	0.256	6.50
<b>HMC4008</b>	500	152	66.5	30.2	19 legs NPC	6	16	0.303	7.70
<b>HMC4009</b>	500	152	100.5	45.6	37 legs NPC	4	25	0.378	9.60
<b>HMC4010</b>	500	152	137.8	62.5	37 legs NPC	2	35	0.429	10.90
<b>HMC4011</b>	500	152	184.8	83.8	37 legs NPC	1	50	0.504	12.80
<b>HMC4012</b>	500	152	252.7	114.6	37 legs NPC	2/0	70	0.587	14.90
<b>HMC4013</b>	500	152	335.1	152.0	37 legs NPC	3/0	95	0.685	17.40
<b>HMC4014</b>	500	152	407.3	184.8	37 legs NPC	4/0	120	0.756	19.20

NPC = Nickel-Plated Copper • DCR = DC resistance

Kapton® is a DuPont trademark.

**PTFE**

600V, 260°C, peak temp 300°C

De- scription	Part No.	UL NEC / C(UL)/CEC Type IEC	Standard lengths		Standard Unit Weight		Conductor (Stranding) Diameter Nom. DCR	Nominal Conductor OD		Shielding Material Nom. DCR	Nominal OD		Application
			ft.	m	lbs.	kg		AWG	Section mm <sup>2</sup>		inch	mm	

**260°C • 20 - 2 AWG • Stranded Nickel-Plated Copper Wire****PTFE Insulation** (Brown, Red, Orange, Yellow, Green, Violet, Grey, White, Black and Blue) • **According to MIL-W-16878**

ASTM-D 4895

Unshielded

For internal wiring at low and high ambient temperatures and/or corrosive environments.



Bi-color and tri-color combinations are available on request.

<b>HMC4015</b>	328	100	1.6	0.7	(7x0.30) NPC	20	0.50	0.059	1.51
<b>HMC4016</b>	328	100	2.4	1.1	(19x0.228) NPC	18	0.75	0.067	1.69
<b>HMC4017</b>	328	100	2.9	1.3	(29x0.203) NPC	17	1.00	0.074	1.88
<b>HMC4018</b>	328	100	4.0	1.8	(27x0.254) NPC	16	1.50	0.088	2.24
<b>HMC4019</b>	328	100	6.6	3.0	(45x0.254) NPC	14	2.50	0.104	2.65
<b>HMC4020</b>	328	100	9.9	4.5	(50x0.30) NPC	12	4	0.124	3.15
<b>HMC4021</b>	328	100	14.6	6.6	(75x0.30) NPC	10	6	0.152	3.85
<b>HMC4022</b>	328	100	25.6	11.6	(80x0.404) NPC	8	10	0.224	5.70
<b>HMC4023</b>	328	100	38.8	17.6	(126x0.404) NPC	6	16	0.268	6.80
<b>HMC4024</b>	328	100	60.0	27.2	(196x0.404) NPC	4	25	0.339	8.60
<b>HMC4025</b>	328	100	82.7	37.5	(276x0.404) NPC	2	35	0.390	9.90

**260°C • 30 - 20 AWG • Solid Nickel-Plated Copper Wire****PTFE Insulation** (Brown, Red, Orange, Yellow, Green, Violet, Grey, White, Black and Blue) • **According to MIL-W-16878**

ASTM-D 4895

Unshielded



Bi-color and tri-color combinations are available on request.

<b>HMC4026</b>	328	100	0.3	0.1	(1x0.254) NPC	30	0.051	0.034	0.86
<b>HMC4027</b>	328	100	0.4	0.2	(1x0.32) NPC	28	0.080	0.036	0.92
<b>HMC4028</b>	328	100	0.6	0.3	(1x0.40) NPC	26	0.126	0.039	1.00
<b>HMC4029</b>	328	100	0.8	0.4	(1x0.50) NPC	24	0.197	0.043	1.10
<b>HMC4030</b>	328	100	1.1	0.5	(1x0.64) NPC	22	0.32	0.049	1.24
<b>HMC4031</b>	328	100	1.5	0.7	(1x0.80) NPC	20	0.50	0.055	1.40

NPC = Nickel-Plated Copper • DCR = DC resistance

Also available on request:

- BS3G 210 Type A (300V)
- BS3G 210 Type B (600V)
- BS3G 210 Type C (1000V)

**FEP (VDE approved)**

300/500V, 180°C

De- scription	Part No.	UL NEC/ C(UL)CEC Type IEC	Standard Lengths		Standard Unit Weight		Conductor (Stranding) Diameter Nom. DCR	Nominal Conductor OD		Shielding Material Nom. DCR	Nominal OD		Application
			ft.	m	lbs.	kg		AWG	Section mm <sup>2</sup>		inch	mm	

**180°C • 20 - 14 AWG • Stranded Tin-Plated Copper Wire****FEP Insulation** (Brown, Red, Orange, Yellow, Green, Violet, Grey, White, Black and Blue) • **VDE reg. no. 6574 5519**VDE 0207  
Part 6

Unshielded

For wiring in electrical appliances and lighting  
up to a maximum operating temperature of 180°C.

<b>HMC4032</b>	328	100	1.0	0.5	(16x0.20) TPC	20	0.50	0.059	1.50
<b>HMC4033</b>	328	100	1.6	0.7	(24x0.20) TPC	18	0.75	0.067	1.70
<b>HMC4034</b>	328	100	2.2	1.0	(32x0.20) TPC	17	1.00	0.075	1.90
<b>HMC4035</b>	328	100	2.9	1.3	(30x0.25) TPC	16	1.50	0.083	2.10
<b>HMC4036</b>	328	100	4.2	1.9	(50x0.25) TPC	14	2.50	0.106	2.70

**180°C • 20 - 14 AWG • Solid Tin-Plated Copper Wire****FEP Insulation** (Brown, Red, Orange, Yellow, Green, Violet, Grey, White, Black and Blue) • **VDE reg. no. 6574 5519**VDE 0207  
Part 6

Unshielded



<b>HMC4037</b>	328	100	1.5	0.7	(1x0.80) TPC	20	0.50	0.055	1.40
<b>HMC4038</b>	328	100	2.1	1.0	(1x0.98) TPC	18	0.75	0.063	1.60
<b>HMC4039</b>	328	100	2.6	1.2	(1x1.13) TPC	17	1.00	0.065	1.65
<b>HMC4040</b>	328	100	3.7	1.7	(1x1.38) TPC	16	1.50	0.079	2.00
<b>HMC4041</b>	328	100	6.2	2.8	(1x1.78) TPC	14	2.50	0.098	2.50

TPC = Tin-Plated Copper • DCR = DC resistance

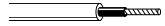
**FEP (VDE approved) double insulated**

300/500V, 180°C

De- scription	Part No.	UL NEC/ C(UL)/CEC Type IEC	Standard Lengths		Standard Unit Weight		Conductor (Stranding) Diameter Nom. DCR	Nominal Conductor OD		Shielding Material Nom. DCR	Nominal OD		Application
			ft.	m	lbs.	kg		AWG	Section mm <sup>2</sup>		inch	mm	

**180°C • 20 - 14 AWG • Stranded Tin-Plated Copper Wire****FEP Double Insulation** (Brown, Red, Orange, Yellow, Green, Violet, Grey, White, Black and Blue) • **VDE reg. no. 6574 9410**VDE 0207  
Part 6

Unshielded

For wiring in electrical appliances and lighting  
appropriate for protection class II up to an operating  
temperature of 180°C.

HMC4042	328	100	2.6	1.2	(16x0.20) TPC	20	0.50	0.083	2.10
HMC4043	328	100	3.3	1.5	(24x0.20) TPC	18	0.75	0.091	2.30
HMC4044	328	100	4.0	1.8	(32x0.20) TPC	17	1.00	0.098	2.50
HMC4045	328	100	5.3	2.4	(30x0.25) TPC	16	1.50	0.106	2.70
HMC4046	328	100	8.2	3.7	(50x0.25) TPC	14	2.50	0.134	3.40

**180°C • 20 - 14 AWG • Solid Tin-Plated Copper Wire****FEP Double Insulation** (Brown, Red, Orange, Yellow, Green, Violet, Grey, White, Black and Blue) • **VDE reg. no. 6574 9410**VDE 0207  
Part 6

Unshielded



HMC4047	328	100	2.4	1.1	(1x0.80) TPC	20	0.50	0.079	2.00
HMC4048	328	100	3.1	1.4	(1x0.98) TPC	18	0.75	0.087	2.20
HMC4049	328	100	3.7	1.7	(1x1.13) TPC	17	1.00	0.091	2.30
HMC4050	328	100	5.1	2.3	(1x1.38) TPC	16	1.50	0.102	2.60
HMC4051	328	100	7.9	3.6	(1x1.78) TPC	14	2.50	0.126	3.20

TPC = Tin-Plated Copper • DCR = DC resistance

**FEP**

600V, 200°C, peak temp 230°C

De- scription	Part No.	UL NEC/ C(UL)CEC Type IEC	Standard Lengths		Standard Unit Weight		Conductor (Stranding) Diameter Nom. DCR	Nominal Conductor OD		Shielding Material Nom. DCR	Nominal OD		Application
			ft.	m	lbs.	kg		AWG	Section mm <sup>2</sup>		inch	mm	

**200°C • 20 - 2 AWG • Stranded Silver-Plated Copper Wire****FEP Insulation** (Brown, Red, Orange, Yellow, Green, Violet, Grey, White, Black and Blue)VDE 0207  
Part 6  
ASTM-D 2116


Unshielded

For wiring at low and high ambient temperatures  
and/or corrosive environments.

HMC4052	1000	305	5.0	2.3	(7x0.30) SPC	20	0.50	0.059	1.51
HMC4053	1000	305	7.4	3.4	(19x0.228) SPC	18	0.75	0.067	1.69
HMC4054	1000	305	8.7	4.0	(29x0.203) SPC	17	1.00	0.074	1.88
HMC4055	1000	305	12.1	5.5	(27x0.254) SPC	16	1.50	0.088	2.24
HMC4056	1000	305	20.2	9.1	(45x0.254) SPC	14	2.50	0.104	2.65
HMC4057	1000	305	30.2	13.7	(50x0.30) SPC	12	4	0.124	3.15
HMC4058	500	152	22.2	10.1	(75x0.30) SPC	10	6	0.152	3.85
HMC4059	500	152	39.0	17.7	(80x0.404) SPC	8	10	0.224	5.70
HMC4060	500	152	59.1	26.8	(126x0.404) SPC	6	16	0.268	6.80
HMC4061	500	152	91.4	41.5	(196x0.404) SPC	4	25	0.339	8.60
HMC4062	500	152	126.0	57.2	(276x0.404) SPC	2	35	0.390	9.90

**200°C • 30 - 22 AWG • Solid Silver-Plated Copper Wire****FEP Insulation** (Brown, Red, Orange, Yellow, Green, Violet, Grey, White, Black and Blue)VDE 0207  
Part 6  
ASTM-D 2116

Unshielded



HMC4063	1000	305	0.9	0.4	(1x0.254) SPC	30	0.051	0.034	0.86
HMC4064	1000	305	1.3	0.6	(1x0.32) SPC	28	0.080	0.036	0.92
HMC4065	1000	305	1.8	0.8	(1x0.40) SPC	26	0.126	0.039	1.00
HMC4066	1000	305	2.5	1.1	(1x0.50) SPC	24	0.197	0.043	1.10
HMC4067	1000	305	3.2	1.5	(1x0.64) SPC	22	0.32	0.049	1.24

SPC = Silver-Plated Copper • DCR = DC resistance

**FEP (VDE 0881)**

900V\*, 180°C, peak temp 200°C

De- scription	Part No.	UL NEC/ C(UL)/CEC Type IEC	Standard Lengths		Standard Unit Weight		Conductor (Stranding) Diameter Nom. DCR	Nominal Conductor OD		Shielding Material Nom. DCR	Nominal OD		Application
			ft.	m	lbs.	kg		AWG	Section mm <sup>2</sup>		inch	mm	

**180°C • 31 - 12 AWG • Stranded Silver-Plated Copper Wire****FEP Insulation** (Brown, Red, Orange, Yellow, Green, Violet, Grey, White, Black and Blue)VDE 0207  
Part 6


Unshielded

For internal wiring of telecommunication devices,  
electronic modules in appliances and for wiring of  
telecommunication and data processing systems.

<b>HMC4068</b>	1640	500	1.3	0.6	(7x0.08) SPC	31	0.035	0.034	0.87
<b>HMC4069</b>	1640	500	1.7	0.8	(7x0.10) SPC	30	0.055	0.037	0.93
<b>HMC4070</b>	1640	500	2.0	0.9	(7x0.12) SPC	28	0.079	0.039	0.99
<b>HMC4071</b>	1640	500	2.6	1.2	(7x0.15) SPC	26	0.12	0.043	1.08
<b>HMC4072</b>	1640	500	3.9	1.8	(7x0.20) SPC	24	0.22	0.048	1.23
<b>HMC4073</b>	1640	500	5.4	2.5	(7x0.25) SPC	22	0.34	0.054	1.38
<b>HMC4074</b>	1640	500	8.0	3.7	(7x0.32) SPC	20	0.56	0.063	1.59
<b>HMC4075</b>	1640	500	12.1	5.5	(19x0.25) SPC	18	0.93	0.075	1.90
<b>HMC4076</b>	1640	500	16.5	7.5	(19x0.29) SPC	16	1.30	0.083	2.10
<b>HMC4077</b>	1640	500	23.1	10.5	(19x0.36) SPC	14	1.90	0.096	2.45
<b>HMC4078</b>	1640	500	37.5	17.0	(19x0.46) SPC	12	3.20	0.116	2.95

**180°C • 31 - 12 AWG • Solid Silver-Plated Copper Wire****FEP Insulation** (Brown, Red, Orange, Yellow, Green, Violet, Grey, White, Black and Blue)VDE 0207  
Part 6

Unshielded



<b>HMC4079</b>	1640	500	1.4	0.7	(7x0.08) SPC	31	0.25	0.033	0.85
<b>HMC4080</b>	1640	500	1.9	0.9	(7x0.10) SPC	30	0.32	0.036	0.92
<b>HMC4081</b>	1640	500	2.4	1.1	(7x0.12) SPC	28	0.40	0.039	1.00
<b>HMC4082</b>	1640	500	3.3	1.5	(7x0.15) SPC	26	0.50	0.043	1.10
<b>HMC4083</b>	1640	500	4.7	2.2	(7x0.20) SPC	24	0.63	0.048	1.23
<b>HMC4084</b>	1640	500	6.9	3.2	(7x0.25) SPC	22	0.80	0.055	1.40
<b>HMC4085</b>	1640	500	10.0	4.6	(7x0.32) SPC	20	1.00	0.063	1.60
<b>HMC4086</b>	1640	500	16.5	7.5	(19x0.25) SPC	18	1.30	0.075	1.90
<b>HMC4087</b>	1640	500	23.1	10.5	(19x0.29) SPC	16	1.60	0.088	2.23
<b>HMC4088</b>	1640	500	38.6	17.5	(19x0.36) SPC	14	2.10	0.106	2.70

\* = peak voltage

SPC = Silver-Plated Copper • DCR = DC resistance



**ETFE**

450/750V, 135°C

De- scription	Part No.	UL NEC/ C(UL)CEC Type IEC	Standard Lengths		Standard Unit Weight		Conductor (Stranding) Diameter Nom. DCR	Nominal Conductor OD		Shielding Material Nom. DCR	Nominal OD		Application
			ft.	m	lbs.	kg		AWG	Section mm <sup>2</sup>		inch	mm	

**135°C • 24 - 10 AWG • Stranded Tin-Plated Copper Wire****ETFE Insulation** (Brown, Red, Orange, Yellow, Green, Violet, Grey, White, Black and Blue)VDE 0250  
Part 106

Unshielded

For internal wiring of power electronics, heating  
appliances and lighting at an ambient temperature  
exceeding 55°C.

HMC4089	1640	500	5.0	2.3	(14x0.15) TPC	24	0.25	0.061	1.55
HMC4090	1640	500	8.0	3.7	(16x0.20) TPC	20	0.50	0.073	1.85
HMC4091	1640	500	11.0	5.0	(24x0.20) TPC	18	0.75	0.079	2.00
HMC4092	1640	500	14.3	6.5	(32x0.20) TPC	17	1.00	0.087	2.20
HMC4093	1640	500	20.9	9.5	(30x0.25) TPC	16	1.50	0.104	2.65
HMC4094	1640	500	34.2	15.5	(50x0.25) TPC	14	2.50	0.132	3.35
HMC4095	1640	500	50.7	23.0	(56x0.30) TPC	12	4	0.150	3.80
HMC4096	1640	500	70.5	32.0	(84x0.30) TPC	10	6	0.173	4.40

**135°C • 24 - 10 AWG • Solid Tin-Plated Copper Wire****ETFE Insulation** (Brown, Red, Orange, Yellow, Green, Violet, Grey, White, Black and Blue)VDE 0250  
Part 106

Unshielded



HMC4097	1640	500	4.9	2.2	(1x0.56) TPC	24	0.25	0.057	1.45
HMC4098	1640	500	7.9	3.6	(1x0.80) TPC	20	0.50	0.067	1.70
HMC4099	1640	500	10.8	4.9	(1x0.98) TPC	18	0.75	0.075	1.90
HMC4100	1640	500	13.2	6.0	(1x1.13) TPC	17	1.00	0.081	2.05
HMC4101	1640	500	19.8	9.0	(1x1.38) TPC	16	1.50	0.098	2.50
HMC4102	1640	500	33.1	15.0	(1x1.78) TPC	14	2.50	0.122	3.10
HMC4103	1640	500	48.5	22.0	(1x2.26) TPC	12	4	0.142	3.60
HMC4104	1640	500	70.5	32.0	(1x2.76) TPC	10	6	0.161	4.10

TPC = Tin-Plated Copper • DCR = DC resistance

**ETFE**

600V, 135°C

De- scription	Part No.	UL NEC / C(UL)/CEC Type IEC	Standard Lengths		Standard Unit Weight		Conductor (Stranding) Diameter Nom. DCR	Nominal Conductor OD		Shielding Material Nom. DCR	Nominal OD		Application
			ft.	m	lbs.	kg		AWG	Section mm <sup>2</sup>		inch	mm	

**135°C • 20 - 2 AWG • Stranded Tin-Plated Copper Wire****ETFE Insulation** (Brown, Red, Orange, Yellow, Green, Violet, Grey, White, Black and Blue)VDE 0207  
Part 6  
ASTM-D 3159

Unshielded

For wiring at low and high ambient temperatures  
and/or corrosive environments.

Bi color combinations are available on request.

<b>HMC4105</b>	1640	500	7.5	3.4	(7x0.30) TPC	20	0.50	0.059	1.51
<b>HMC4106</b>	1640	500	7.6	3.5	(15x0.203) TPC	20	0.50	0.060	1.52
<b>HMC4107</b>	1640	500	11.0	5.0	(19x0.228) TPC	18	0.75	0.067	1.69
<b>HMC4108</b>	1640	500	10.4	4.7	(22x0.203) TPC	18	0.75	0.067	1.70
<b>HMC4109</b>	1640	500	13.2	6.0	(29x0.203) TPC	17	1.00	0.074	1.88
<b>HMC4110</b>	1640	500	18.7	8.5	(27x0.254) TPC	16	1.50	0.088	2.24
<b>HMC4111</b>	1640	500	30.9	14.0	(45x0.254) TPC	14	2.50	0.104	2.65
<b>HMC4112</b>	1640	500	47.4	21.5	(50x0.30) TPC	12	4	0.124	3.15
<b>HMC4113</b>	328	100	13.9	6.3	(75x0.30) TPC	10	6	0.152	3.85
<b>HMC4114</b>	328	100	24.3	11.0	(80x0.404) TPC	8	10	0.224	5.70
<b>HMC4115</b>	328	100	37.0	16.8	(126x0.404) TPC	6	16	0.268	6.80
<b>HMC4116</b>	328	100	56.4	25.6	(196x0.404) TPC	4	25	0.339	8.60
<b>HMC4117</b>	328	100	79.1	35.9	(276x0.404) TPC	2	35	0.390	9.90

**135°C • 30 - 20 AWG • Solid Tin-Plated Copper Wire****ETFE Insulation** (Brown, Red, Orange, Yellow, Green, Violet, Grey, White, Black and Blue)VDE 0207  
Part 6  
ASTM-D 3159

Unshielded



Bi color combinations are available on request.

<b>HMC4118</b>	1640	500	1.3	0.6	(1x0.254) TPC	30	0.051	0.034	0.86
<b>HMC4119</b>	1640	500	1.8	0.8	(1x0.32) TPC	28	0.080	0.036	0.92
<b>HMC4120</b>	1640	500	2.3	1.1	(1x0.40) TPC	26	0.126	0.039	1.00
<b>HMC4121</b>	1640	500	3.3	1.5	(1x0.50) TPC	24	0.197	0.043	1.10
<b>HMC4122</b>	1640	500	4.6	2.1	(1x0.64) TPC	22	0.32	0.049	1.24
<b>HMC4123</b>	1640	500	7.1	3.2	(1x0.80) TPC	20	0.50	0.055	1.40

TPC = Tin-Plated Copper • DCR = DC resistance

Also available on request:

DEF STAN 61-12 Part 29 ETFE wires Type 1 to Type 6.

**PFA**

600V, 260°C, peak temp 280°C

De- scription	Part No.	UL NEC/ C(UL)CEC Type IEC	Standard Lengths		Standard Unit Weight		Conductor (Stranding) Diameter Nom. DCR	Nominal Conductor OD		Shielding Material Nom. DCR	Nominal OD		Application
			ft.	m	lbs.	kg		AWG	Section mm <sup>2</sup>		inch	mm	

**260°C • 20 - 2 AWG • Stranded Nickel-Plated Copper Wire****PFA Insulation** (Brown, Red, Orange, Yellow, Green, Violet, Grey, White, Black and Blue)

ASTM-D 3307

Unshielded

For internal wiring at low and high ambient temperatures and/or corrosive environments.




<b>HMC4124</b>	1640	500	8.2	3.7	(7x0.30) NPC	20	0.50	0.059	1.51
<b>HMC4125</b>	1640	500	12.1	5.5	(19x0.228) NPC	18	0.75	0.067	1.69
<b>HMC4126</b>	1640	500	14.3	6.5	(29x0.203) NPC	17	1.00	0.074	1.88
<b>HMC4127</b>	1640	500	19.8	9.0	(27x0.254) NPC	16	1.50	0.088	2.24
<b>HMC4128</b>	1640	500	33.1	15.0	(45x0.254) NPC	14	2.50	0.104	2.65
<b>HMC4129</b>	1640	500	49.6	22.5	(50x0.30) NPC	12	4	0.124	3.15
<b>HMC4130</b>	328	100	14.6	6.6	(75x0.30) NPC	10	6	0.152	3.85
<b>HMC4131</b>	328	100	25.6	11.6	(80x0.404) NPC	8	10	0.224	5.70
<b>HMC4132</b>	328	100	38.8	17.6	(126x0.404) NPC	6	16	0.268	6.80
<b>HMC4133</b>	328	100	60.0	27.2	(196x0.404) NPC	4	25	0.339	8.60
<b>HMC4134</b>	328	100	82.7	37.5	(276x0.404) NPC	2	35	0.390	9.90

**260°C • 30 - 20 AWG • Solid Nickel-Plated Copper Wire****PFA Insulation** (Brown, Red, Orange, Yellow, Green, Violet, Grey, White, Black and Blue)

ASTM-D 3307

Unshielded



<b>HMC4135</b>	1640	500	1.5	0.7	(1x0.254) NPC	30	0.051	0.034	0.86
<b>HMC4136</b>	1640	500	2.2	1.0	(1x0.32) NPC	28	0.080	0.036	0.92
<b>HMC4137</b>	1640	500	3.0	1.4	(1x0.40) NPC	26	0.126	0.039	1.00
<b>HMC4138</b>	1640	500	4.1	1.9	(1x0.50) NPC	24	0.197	0.043	1.10
<b>HMC4139</b>	1640	500	5.3	2.4	(1x0.64) NPC	22	0.32	0.049	1.24
<b>HMC4140</b>	1640	500	7.7	3.5	(1x0.80) NPC	20	0.50	0.055	1.40

NPC = Nickel-Plated Copper • DCR = DC resistance

**Trakrad 100**

1900/3300V, 125°C

De- scription	Part No.	UL NEC / C(UL)/CEC Type IEC	Standard Lengths		Standard Unit Weight		Conductor (Stranding) Diameter Nom. DCR	Nominal Conductor OD		Shielding Material Nom. DCR	Nominal OD		Application
			ft.	m	lbs.	kg		AWG	Section mm <sup>2</sup>		inch	mm	

**125°C • 20 AWG - 750 MCM • Stranded Tin-Plated Copper Wire****Trakrad 100 Grey Insulation • Oil-Resistance • Flame-Retardant**BS 4066-1  
IEC 60332-3(A)

Unshielded

Suitable for fixed installations within trains and between motor and underframe e.g.

- Connections to coil windings
- Wiring of motor trains
- Control panels and switchgear

Designed to provide enhanced oil resistance to meet British Rail spec. TDE 76/P/16.



HMC4141	1640	500	13.3	6.0	(16x0.20) TPC	20	0.50	0.102	2.59
HMC4142	1640	500	16.9	7.7	(24x0.20) TPC	18	0.75	0.111	2.82
HMC4143	1640	500	19.8	9.0	(32x0.20) TPC	17	1.00	0.115	2.92
HMC4144	1640	500	21.4	9.7	(37x0.20) TPC	16.5	1.16	0.118	3.00
HMC4145	1640	500	26.9	12.2	(30x0.25) TPC	16	1.50	0.131	3.32
HMC4146	1640	500	30.9	14.0	(37x0.25) TPC	15	1.80	0.138	3.50
HMC4147	1640	500	38.9	17.7	(50x0.25) TPC	14	2.50	0.148	3.76
HMC4148	1640	500	41.1	18.6	(37x0.30) TPC	13	2.60	0.154	3.90
HMC4149	1640	500	56.6	25.7	(56x0.30) TPC	12	4	0.169	4.29
HMC4150	328	100	13.5	6.1	(37x0.40) TPC	11	4.70	0.189	4.80
HMC4151	328	100	18.4	8.3	(84x0.30) TPC	10	6	0.223	5.67
HMC4152	328	100	21.7	9.8	(61x0.40) TPC	9	7.70	0.236	6.00
HMC4153	328	100	28.2	12.8	(80x0.40) TPC	8	10	0.276	7.00
HMC4154	328	100	41.4	18.8	(126x0.40) TPC	6	16	0.319	8.10
HMC4155	328	100	65.6	29.8	(196x0.40) TPC	4	25	0.406	10.30
HMC4156	on request		891.1	404.2	(276x0.40) TPC	2	35	0.461	11.70
HMC4157	on request		1240.3	562.6	(396x0.40) TPC	1	50	0.539	13.70
HMC4158	on request		1728.0	783.8	(360x0.50) TPC	2/0	70	0.630	16.00
HMC4159	on request		2266.3	1028.0	(475x0.50) TPC	3/0	95	0.728	18.50
HMC4160	on request		2877.0	1305.0	(608x0.50) TPC	4/0	120	0.803	20.40
HMC4161	on request		3542.8	1607.0	(756x0.50) TPC	300 MCM	150	0.890	22.60
HMC4162	on request		4296.8	1949.0	(925x0.50) TPC	350 MCM	185	0.976	24.80
HMC4163	on request		5562.2	2523.0	(1221x0.50) TPC	500 MCM	240	1.094	27.80
HMC4164	on request		7067.9	3206.0	(1525x0.50) TPC	600 MCM	300	1.260	32.00
HMC4165	on request		9153.5	4152.0	(2013x0.50) TPC	750 MCM	400	1.417	36.00

Weights for "on request" are for 1 km

TPC = Tin-Plated Copper • DCR = DC resistance

**Zyrad® 500 UL/CSA**

600V, 150°C

De- scription	Part No.	UL NEC/ C(UL)CEC Type IEC	Standard Lengths		Standard Unit Weight		Conductor (Stranding) Diameter Nom. DCR	Nominal Conductor OD		Shielding Material Nom. DCR	Nominal OD		Application
			ft.	m	lbs.	kg		AWG	Section mm <sup>2</sup>		inch	mm	

**150°C • 24 - 4/0 AWG • Stranded Tin-Plated Copper Wire****Zyrad® 500 Insulation** (Brown, Red, Orange, Yellow, Green, Violet, Grey, White, Black, Blue, Pink and Green/Yellow)UL3289  
CSA CL 1503

Unshielded

For wiring at high ambient temperatures, e.g.

- Class F electric motors
- Transformers
- Domestic appliances
- Inductive loop
- Lighting
- General hostile environments



HMC4166	3280	1000	7.8	3.5	(19x0.13) TPC	24	0.25	0.089	2.25			
HMC4167	3280	1000	11.3	5.1	(16x0.20) TPC	22	0.50	0.100	2.53			
HMC4168	3280	1000	14.6	6.6	(24x0.20) TPC	20	0.75	0.108	2.74			
HMC4169	3280	1000	17.7	8.1	(32x0.20) TPC	18	1.00	0.115	2.92			
HMC4170	3280	1000	23.3	10.6	(30x0.25) TPC	16	1.50	0.126	3.20			
HMC4171	1640	500	34.7	15.8	(50x0.25) TPC	14	2.50	0.144	3.67			
HMC4172	1640	500	51.9	23.5	(56x0.30) TPC	12	4	0.165	4.20			
HMC4173	328	100	14.6	6.6	(84x0.30) TPC	10	6	0.189	4.79			
HMC4174	328	100	26.6	12.1	(80x0.40) TPC	8	10	0.260	6.60			
HMC4175	328	100	42.3	19.2	(126x0.40) TPC	6	16	0.350	8.90			
HMC4176	328	100	62.0	28.1	(196x0.40) TPC	4	25	0.406	10.30			
HMC4177	164	50	42.3	19.2	(278x0.40) TPC	2	35	0.461	11.70			
HMC4178	164	50	61.6	27.9	(399x0.40) TPC	1	50	0.563	14.30			
HMC4179	164	50	84.7	38.4	(361x0.50) TPC	0	70	0.646	16.40			
HMC4180	164	50	110.6	50.2	(475x0.50) TPC	3/0	95	0.728	18.50			
HMC4181	164	50	141.1	64.0	(608x0.50) TPC	4/0	120	0.787	20.00			

TPC = Tin-Plated Copper • DCR = DC resistance

**Zyrad® 555**

600V, 155°C

De- scription	Part No.	UL NEC/ C(UL)/CEC Type IEC	Standard Lengths		Standard Unit Weight		Conductor (Stranding) Diameter Nom. DCR	Nominal Conductor OD		Shielding Material Nom. DCR	Nominal OD		Application
			ft.	m	lbs.	kg		AWG	Section mm <sup>2</sup>		inch	mm	

**155°C • 24 - 4/0 AWG • Stranded Tin-Plated Copper Wire****Zyrad® 555 Insulation** (Brown, Red, Orange, Yellow, Green, Violet, Grey, White, Black, Blue, Pink and Green/Yellow)

Unshielded

For wiring at high ambient temperatures, e.g.

- Class F electric motors
- Transformers
- Domestic appliances
- Inductive loop
- Lighting
- General hostile environments



HMC4182	3280	1000	4.4	2.0	(19x0.13)	TPC	24	0.25	0.057	1.45
HMC4183	3280	1000	7.4	3.4	(19x0.18)	TPC	20	0.50	0.069	1.75
HMC4184	3280	1000	11.8	5.3	(24x0.20)	TPC	18	0.75	0.088	2.24
HMC4185	3280	1000	15.4	7.0	(32x0.20)	TPC	17	1.00	0.099	2.52
HMC4186	3280	1000	20.7	9.4	(30x0.25)	TPC	16	1.50	0.110	2.80
HMC4187	1640	500	31.6	14.3	(50x0.25)	TPC	14	2.50	0.126	3.20
HMC4188	1640	500	49.2	22.3	(56x0.30)	TPC	12	4	0.154	3.90
HMC4189	328	100	14.2	6.5	(84x0.30)	TPC	10	6	0.181	4.59
HMC4190	328	100	24.8	11.3	(80x0.40)	TPC	8	10	0.244	6.20
HMC4191	328	100	38.4	17.4	(126x0.40)	TPC	6	16	0.311	7.90
HMC4192	328	100	58.3	26.4	(196x0.40)	TPC	4	25	0.374	9.50
HMC4193	164	50	40.7	18.5	(278x0.40)	TPC	2	35	0.437	11.10
HMC4194	164	50	58.1	26.4	(399x0.40)	TPC	1	50	0.524	13.30
HMC4195	164	50	81.0	36.7	(361x0.50)	TPC	2/0	70	0.614	15.60
HMC4196	164	50	108.1	49.1	(475x0.50)	TPC	3/0	95	0.713	18.10
HMC4197	164	50	136.4	61.9	(608x0.50)	TPC	4/0	120	0.772	19.60

TPC = Tin-Plated Copper • DCR = DC resistance

**Silicone Rubber**

Braidless

300/500V, 180°C, peak temp 250°C

De- scription	Part No.	UL NEC/ C(UL)CEC Type IEC	Standard Lengths		Standard Unit Weight		Conductor (Stranding) Diameter Nom. DCR	Nominal Conductor OD		Shielding Material Nom. DCR	Nominal OD		Application
			ft.	m	lbs.	kg		AWG	Section mm <sup>2</sup>		inch	mm	

**180°C • 24 AWG - 500 MCM • Stranded Tin-Plated Copper Wire****Silicone Halogen-Free Insulation** (Brown, Red, Orange, Yellow, Green, Violet, Grey, White, Black and Blue)IEC 60754-1  
VDE 0282  
Part 1

Unshielded

For wiring at high ambient temperatures, e.g.  
- Lighting  
- Domestic appliances  
- Instrumentation engineering  
- Mechanical engineering

HMC4198	328	100	1.3	0.6	(14x0.15) TPC	24	0.25	0.071	1.80
HMC4199	328	100	2.0	0.9	(16x0.20) TPC	20	0.50	0.083	2.10
HMC4200	328	100	2.4	1.1	(24x0.20) TPC	18	0.75	0.091	2.30
HMC4201	328	100	3.1	1.4	(32x0.20) TPC	17	1.00	0.094	2.40
HMC4202	328	100	4.2	1.9	(30x0.25) TPC	16	1.50	0.106	2.70
HMC4203	328	100	6.4	2.9	(50x0.30) TPC	14	2.50	0.126	3.20
HMC4204	328	100	9.7	4.4	(56x0.30) TPC	12	4	0.157	4.00
HMC4205	328	100	13.7	6.2	(84x0.30) TPC	10	6	0.181	4.60
HMC4206	328	100	27.3	12.4	(80x0.40) TPC	8	10	0.256	6.50
HMC4207	328	100	40.8	18.5	(128x0.40) TPC	6	16	0.303	7.70
HMC4208	328	100	61.9	28.1	(200x0.40) TPC	4	25	0.374	9.50
HMC4209	on request		840.0	381.0	(280x0.40) TPC	2	35	0.429	10.90
HMC4210	on request		1181.7	536.0	(400x0.40) TPC	1	50	0.500	12.70
HMC4211	on request		1640.2	744.0	(356x0.50) TPC	2/0	70	0.575	14.60
HMC4212	on request		2180.3	989.0	(485x0.50) TPC	3/0	95	0.685	17.40
HMC4213	on request		2691.8	1221.0	(614x0.50) TPC	4/0	120	0.744	18.90
HMC4214	on request		3353.2	1521.0	(765x0.50) TPC	300 MCM	150	0.815	20.70
HMC4215	on request		4186.5	1899.0	(944x0.50) TPC	350 MCM	185	0.925	23.50
HMC4216	on request		5732.0	2600.0	(1225x0.50) TPC	500 MCM	240	1.047	26.60

Weights for "on request" are for 1 km

**180°C • 20 - 12 AWG • Solid Tin-Plated Copper Wire****Silicone Halogen-Free Insulation** (Brown, Red, Orange, Yellow, Green, Violet, Grey, White, Black and Blue)IEC 60754-1  
VDE 0282  
Part 1

Unshielded

For wiring at high ambient temperatures, e.g.  
- Lighting  
- Domestic appliances  
- Instrumentation engineering  
- Mechanical engineering

HMC4217	328	100	1.8	0.8	(1x0.80) TPC	20	0.50	0.079	2.00
HMC4218	328	100	2.4	1.1	(1x0.98) TPC	18	0.75	0.083	2.10
HMC4219	328	100	2.9	1.3	(1x1.13) TPC	17	1.00	0.091	2.30
HMC4220	328	100	4.0	1.8	(1x1.38) TPC	16	1.50	0.098	2.50
HMC4221	328	100	6.4	2.9	(1x1.78) TPC	14	2.50	0.122	3.10
HMC4222	328	100	9.9	4.5	(1x2.26) TPC	12	4	0.150	3.80

Weights for "on request" are for 1 km

TPC = Tin-Plated Copper • DCR = DC resistance

**Silicone Rubber (H05S)**

Braidless

300/500V, 180°C, peak temp 250°C

De- scription	Part No.	UL NEC / C(UL)/CEC Type IEC	Standard Lengths		Standard Unit Weight		Conductor (Stranding) Diameter Nom. DCR	Nominal Conductor OD		Shielding Material Nom. DCR	Nominal OD		Application
			ft.	m	lbs.	kg		AWG	Section mm <sup>2</sup>		inch	mm	

**180°C • 20 - 14 AWG • Stranded Tin-Plated Copper Wire****Silicone Halogen-Free Insulation** (Brown, Red, Orange, Yellow, Green, Violet, Grey, White, Black and Blue)IEC 60754-1  
VDE 0282  
Part 3

Unshielded

For wiring in electrical appliances and lighting  
up to a maximum operating temperature of 180°C.

H05S-K

HMC4223	328	100	2.6	1.2	(16x0.20) TPC	20	0.50	0.098	2.50
HMC4224	328	100	3.3	1.5	(24x0.20) TPC	18	0.75	0.106	2.70
HMC4225	328	100	3.7	1.7	(32x0.20) TPC	17	1.00	0.110	2.80
HMC4226	328	100	5.5	2.5	(30x0.25) TPC	16	1.50	0.130	3.30
HMC4227	328	100	8.2	3.7	(50x0.25) TPC	14	2.50	0.154	3.90

**180°C • 20 - 14 AWG • Solid Tin-Plated Copper Wire****Silicone Halogen-Free Insulation** (Brown, Red, Orange, Yellow, Green, Violet, Grey, White, Black and Blue)IEC 60754-1  
VDE 0282  
Part 3

Unshielded



H05S-U

HMC4228	328	100	2.4	1.1	(1x0.80) TPC	20	0.50	0.094	2.40
HMC4229	328	100	3.1	1.4	(1x0.98) TPC	18	0.75	0.098	2.50
HMC4230	328	100	3.7	1.7	(1x1.13) TPC	17	1.00	0.106	2.70
HMC4231	328	100	5.3	2.4	(1x1.38) TPC	16	1.50	0.122	3.10
HMC4232	328	100	7.9	3.6	(1x1.78) TPC	14	2.50	0.146	3.70

TPC = Tin-Plated Copper • DCR = DC resistance



**Silicone Rubber (VDE approved)**

Braidless

300/300V, 180°C, peak temp 250°C

De- scription	Part No.	UL NEC/ C(UL)CEC Type IEC	Standard Lengths		Standard Unit Weight		Conductor (Stranding) Diameter Nom. DCR	Nominal Conductor OD		Shielding Material Nom. DCR	Nominal OD		Application
			ft.	m	lbs.	kg		AWG	Section mm <sup>2</sup>		inch	mm	

**180°C • 20 - 14 AWG • Stranded Tin-Plated Copper Wire****Silicone Halogen-Free Insulation** (Brown, Red, Orange, Yellow, Green, Violet, Grey, White, Black and Blue) • **VDE reg. no. N2GFA resp. (N)2GFA**IEC 60754-1  
VDE 0282  
Part 1

Unshielded

For wiring in electrical appliances and lighting  
up to a maximum operating temperature of 180°C.

<b>HMC4233</b>	1000	305	6.0	2.7	(16x0.20) TPC	20	0.50	0.083	2.10
<b>HMC4234</b>	1000	305	7.4	3.4	(24x0.20) TPC	18	0.75	0.091	2.30
<b>HMC4235</b>	1000	305	9.4	4.3	(32x0.20) TPC	17	1.00	0.094	2.40
<b>HMC4236</b>	1000	305	13.4	6.1	(30x0.25) TPC	16	1.50	0.114	2.90
<b>HMC4237</b>	1000	305	21.5	9.8	(50x0.25) TPC	14	2.50	0.138	3.50

**180°C • 20 - 14 AWG • Solid Tin-Plated Copper Wire****Silicone Halogen-Free Insulation** (Brown, Red, Orange, Yellow, Green, Violet, Grey, White, Black and Blue) • **VDE reg. no. N2GFA resp. (N)2GFA**IEC 60754-1  
VDE 0282  
Part 1

Unshielded



N2GFA

<b>HMC4238</b>	1000	305	5.4	2.4	(1x0.80) TPC	20	0.50	0.079	2.00
<b>HMC4239</b>	1000	305	7.4	3.4	(1x0.98) TPC	18	0.75	0.083	2.10
<b>HMC4240</b>	1000	305	8.7	4.0	(1x1.13) TPC	17	1.00	0.091	2.30
<b>HMC4241</b>	1000	305	12.1	5.5	(1x1.38) TPC	16	1.50	0.106	2.70
<b>HMC4242</b>	1000	305	19.5	8.8	(1x1.78) TPC	14	2.50	0.130	3.30

TPC = Tin-Plated Copper • DCR = DC resistance

**Silicone Rubber (Superflex)**

Braidless

300/500V, 180°C, peak temp 250°C

De- scription	Part No.	UL NEC/ C(UL)/CEC Type IEC	Standard Lengths		Standard Unit Weight		Conductor (Stranding) Diameter Nom. DCR	Nominal Conductor OD		Shielding Material Nom. DCR	Nominal OD		Application
			ft.	m	lbs.	kg		AWG	Section mm <sup>2</sup>		inch	mm	

**180°C • 24 - 2 AWG • Stranded Tin-Plated Copper Wire****Silicone Halogen-Free Insulation** (Brown, Red, Orange, Yellow, Green, Violet, Grey, White, Black and Blue)IEC 60754-1  
VDE 0282  
Part 1

Unshielded

For wiring at high ambient temperatures, e.g.  
- Lighting  
- Domestic appliances  
- Instrumentation engineering  
- Mechanical engineering

HMC4243	1640	500	6.6	3.0	(128x0.05) TPC	24	0.25	0.071	1.80
HMC4244	1640	500	11.0	5.0	(256x0.05) TPC	20	0.50	0.087	2.20
HMC4245	1640	500	13.2	6.0	(384x0.05) TPC	18	0.75	0.094	2.40
HMC4246	1640	500	17.6	8.0	(512x0.05) TPC	17	1.00	0.106	2.70
HMC4247	1640	500	24.3	11.0	(392x0.07) TPC	16	1.50	0.122	3.10
HMC4248	1640	500	38.6	17.5	(651x0.07) TPC	14	2.50	0.150	3.80
HMC4249	1640	500	58.4	26.5	(1040x0.07) TPC	12	4	0.185	4.70
HMC4250	1640	500	83.8	38.0	(1560x0.07) TPC	10	6	0.205	5.20
HMC4251	1640	500	135.6	61.5	(2600x0.07) TPC	8	10	0.276	7.00
HMC4252	1640	500	208.3	94.5	(2048x0.10) TPC	6	16	0.335	8.50
HMC4253	1640	500	320.8	145.5	(3200x0.10) TPC	4	25	0.402	10.20
HMC4254	1640	500	445.3	202.0	(1120x0.20) TPC	2	35	0.465	11.80

TPC = Tin-Plated Copper • DCR = DC resistance

**Silicone Rubber (H05SJ-K)**

Glass Braid

300/500V, 180°C

De- scription	Part No.	UL NEC/ C(UL)CEC Type IEC	Standard Lengths		Standard Unit Weight		Conductor (Stranding) Diameter Nom. DCR	Nominal Conductor OD		Shielding Material Nom. DCR	Nominal OD		Application
			ft.	m	lbs.	kg		AWG	Section mm <sup>2</sup>		inch	mm	

**180°C • 20 AWG - 350 MCM • Stranded Tin-Plated Copper Wire****White Halogen-Free Silicone Insulation • Silicone-impregnated Glass-Fiber Braid**IEC 60754-1  
VDE 0282  
Part 1Overall  
Glass-Fiber BraidFor internal wiring at high ambient  
temperatures, e.g.  
- Lighting  
- Domestic appliances  
- Mechanical engineering

Identification tracer

HMC4255	328	100	2.6	1.2	(16x0.20) TPC	20	0.50	0.106	2.70
HMC4256	328	100	3.3	1.5	(24x0.20) TPC	18	0.75	0.114	2.90
HMC4257	328	100	4.0	1.8	(32x0.20) TPC	17	1.00	0.118	3.00
HMC4258	328	100	4.9	2.2	(30x0.25) TPC	16	1.50	0.138	3.50
HMC4259	328	100	7.7	3.5	(50x0.25) TPC	14	2.50	0.161	4.10
HMC4260	328	100	10.8	4.9	(56x0.30) TPC	12	4	0.181	4.60
HMC4261	328	100	15.0	6.8	(84x0.30) TPC	10	6	0.205	5.20
HMC4262	328	100	28.9	13.1	(80x0.40) TPC	8	10	0.283	7.20
HMC4263	328	100	43.4	19.7	(128x0.40) TPC	6	16	0.331	8.40
HMC4264	164	50	32.5	14.8	(200x0.40) TPC	4	25	0.402	10.20
HMC4265	164	50	43.4	19.7	(280x0.40) TPC	2	35	0.457	11.60
HMC4266	164	50	60.6	27.5	(400x0.40) TPC	1	50	0.528	13.40
HMC4267	164	50	83.9	38.1	(356x0.50) TPC	2/0	70	0.602	15.30
HMC4268	on request		2211.2	1003.0	(485x0.50) TPC	3/0	95	0.713	18.10
HMC4269	on request		2731.5	1239.0	(614x0.50) TPC	4/0	120	0.772	19.60
HMC4270	on request		3386.3	1536.0	(765x0.50) TPC	300 MCM	150	0.843	21.40
HMC4271	on request		4241.7	1924.0	(944x0.50) TPC	350 MCM	185	0.953	24.20

Weights for "on request" are for 1 km

**180°C • 20 - 8 AWG • Solid Tin-Plated Copper Wire****White Halogen-Free Silicone Insulation • Silicone-impregnated Glass-Fiber Braid**IEC 60754-1  
VDE 0282  
Part 1Overall  
Glass-Fiber Braid

Identification tracer

HMC4272	328	100	2.4	1.1	(1x0.80) TPC	20	0.50*	0.102	2.60
HMC4273	328	100	3.1	1.4	(1x0.98) TPC	18	0.75*	0.106	2.70
HMC4274	328	100	4.0	1.8	(1x1.13) TPC	17	1.00	0.114	2.90
HMC4275	328	100	5.3	2.4	(1x1.38) TPC	16	1.50	0.150	3.80
HMC4276	328	100	7.7	3.5	(1x1.78) TPC	14	2.50	0.154	3.90
HMC4277	328	100	11.5	5.2	(1x2.26) TPC	12	4	0.173	4.40
HMC4278	328	100	16.3	7.4	(1x2.78) TPC	10	6	0.193	4.90
HMC4279	328	100	26.7	12.1	(1x3.60) TPC	8	10	0.248	6.30

\* = according to VDE 0282 part 3

TPC = Tin-Plated Copper • DCR = DC resistance

**Glass Braid**

250V, 350°C

De- scription	Part No.	UL NEC / C(UL)/CEC Type IEC	Standard Lengths		Standard Unit Weight		Conductor (Stranding) Diameter Nom. DCR	Nominal Conductor OD		Shielding Material Nom. DCR	Nominal OD		Application
			ft.	m	lbs.	kg		AWG	Section mm <sup>2</sup>		inch	mm	

**350°C • 24 - 10 AWG • Stranded Nickel-Plated Copper Wire****Glass Braid Insulation • Impregnated Glass-Fiber Braid**

Separator foil

Overall  
Glass-Fiber Braid

For wiring at high ambient temperatures and increased mechanical stress e.g.

- Domestic appliances (stoves, heating plates, ovens)
- Extrusion and drying installations
- Electric heating systems
- Steel and iron fabrication
- Glass and ceramic fabrication

HMC4280	328	100	0.8	0.4	(7x0.20) NPC	24	0.22	0.043	1.10			
HMC4281	328	100	1.2	0.6	(14x0.15) NPC	23	0.25	0.075	1.90			
HMC4282	328	100	2.4	1.1	(7x0.254) NPC	22	0.34	0.075	1.90			
HMC4283	328	100	2.9	1.3	(16x0.203) NPC	20	0.50	0.083	2.10			
HMC4284	328	100	3.7	1.7	(24x0.203) NPC	18	0.75	0.091	2.30			
HMC4285	328	100	4.9	2.2	(32x0.203) NPC	17	1.00	0.098	2.50			
HMC4286	328	100	6.0	2.7	(30x0.254) NPC	16	1.50	0.110	2.80			
HMC4287	328	100	11.0	5.0	(50x0.254) NPC	14	2.50	0.169	4.30			
HMC4288	328	100	14.6	6.6	(56x0.30) NPC	12	4	0.197	5.00			
HMC4289	328	100	17.9	8.1	(84x0.30) NPC	10	6	0.224	5.70			

**Kapton®**

Glass Braid

300/300V, 220°C, Month 300°C, Peak Temp 500°C

De- Description	Part No.	UL NEC / C(UL)/CEC Type IEC	Standard Lengths		Standard Unit Weight		Conductor (Stranding) Diameter Nom. DCR	Nominal Conductor OD		Shielding Material Nom. DCR	Nominal OD		Application
			ft.	m	lbs.	kg		AWG	Section mm <sup>2</sup>		inch	mm	

**350°C • 24 - 10 AWG • Stranded Nickel-Plated Copper Wire****Kapton® Insulation • Impregnated Glass-Fiber Braid**Overall  
Glass-Fiber Braid

For wiring at high ambient temperatures and increased mechanical stress e.g.

- Domestic appliances (stoves, heating plates, ovens)
- Extrusion and drying installations
- Traffic technology

HMC4290	328	100	1.5	0.7	(7x0.20) NPC	24	0.22	0.047	1.20			
HMC4291	328	100	1.0	0.5	(14x0.15) NPC	23	0.25	0.051	1.30			
HMC4292	328	100	1.7	0.8	(7x0.254) NPC	22	0.34	0.055	1.40			
HMC4293	328	100	1.8	0.8	(16x0.203) NPC	20	0.50	0.067	1.70			
HMC4294	328	100	2.4	1.1	(24x0.203) NPC	18	0.75	0.075	1.90			
HMC4295	328	100	2.9	1.3	(32x0.203) NPC	17	1.00	0.079	2.00			
HMC4296	328	100	4.0	1.8	(30x0.254) NPC	16	1.50	0.098	2.50			
HMC4297	328	100	6.6	3.0	(50x0.254) NPC	14	2.50	0.110	2.80			
HMC4298	328	100	11.0	5.0	(56x0.30) NPC	12	4	0.138	3.50			
HMC4299	328	100	14.3	6.5	(84x0.30) NPC	10	6	0.161	4.10			

NPC = Nickel-Plated Copper • DCR = DC resistance • Kapton® is a DuPont trademark.

**Mica**

## Glass and Ceramic Braid

300/500V

De- scription	Part No.	UL NEC/ C(UL)/CEC Type IEC	Standard Lengths		Standard Unit Weight		Conductor (Stranding) Diameter Nom. DCR	Nominal Conductor OD		Shielding Material Nom. DCR	Nominal OD		Application
			ft.	m	lbs.	kg		AWG	Section mm <sup>2</sup>		inch	mm	

**350°C (peak temp 500°C) • 20 - 10 AWG • Stranded Nickel-Plated Copper Wire****Mica Insulation • Impregnated Glass-Fiber Braid**Overall  
Glass-Fiber BraidFor wiring at high ambient temperatures and  
increased operating voltage e.g.  
- Industrial furnaces  
- Extrusion and drying installations  
- Electric heating systems

HMC4300	328	100	2.9	1.3	(16x0.203) NPC	20	0.50	0.094	2.40				
HMC4301	328	100	4.0	1.8	(24x0.203) NPC	18	0.75	0.102	2.60				
HMC4302	328	100	4.9	2.2	(32x0.203) NPC	17	1.00	0.122	3.10				
HMC4303	328	100	6.6	3.0	(30x0.254) NPC	16	1.50	0.134	3.40				
HMC4304	328	100	8.6	3.9	(50x0.254) NPC	14	2.50	0.154	3.90				
HMC4305	328	100	13.0	5.9	(56x0.30) NPC	12	4	0.185	4.70				
HMC4306	328	100	17.9	8.1	(84x0.30) NPC	10	6	0.213	5.40				

**1550°C (short term) • 20 - 8 AWG • Stranded Nickel-Plated Copper Wire****Mica Insulation • Impregnated Ceramic Braid**Overall  
Ceramic BraidFor wiring at high ambient temperatures and  
increased mechanical stress e.g.  
- Glass, steel and iron fabrication  
- Industrial furnaces  
- Electric heating systems

UL approval and other conductor materials (e.g. special alloys) available on request.

HMC4307	328	100	2.4	1.1	(16x0.203) NPC	20	0.50	0.094	2.40				
HMC4308	328	100	4.0	1.8	(24x0.203) NPC	18	0.75	0.098	2.50				
HMC4309	328	100	5.1	2.3	(32x0.203) NPC	17	1.00	0.126	3.20				
HMC4310	328	100	6.2	2.8	(30x0.254) NPC	16	1.50	0.142	3.60				
HMC4311	328	100	10.1	4.6	(50x0.254) NPC	14	2.50	0.154	3.90				
HMC4312	328	100	15.4	7.0	(56x0.30) NPC	12	4	0.205	5.20				
HMC4313	328	100	22.9	10.4	(84x0.30) NPC	10	6	0.236	6.00				
HMC4314	328	100	32.4	14.7	(80x0.40) NPC	8	10	0.291	7.40				

NPC = Nickel-Plated Copper • DCR = DC resistance

**EFGLAS**

Glass Braid/PTFE

600V, 260°C

De- scription	Part No.	UL NEC/ C(UL)/CEC Type IEC	Standard Lengths		Standard Unit Weight		Conductor (Stranding) Diameter Nom. DCR	Nominal Conductor OD		Shielding Material Nom. DCR	Nominal OD		Application
			ft.	m	lbs.	kg		AWG	Section mm <sup>2</sup>		inch	mm	

**260°C • 22 - 0000 AWG • Stranded Nickel-Plated Copper Wire****EFGLAS Insulation • PTFE-Impregnated Glass Yarn Braid**BSG 222 : 1976  
acc. MIL-W-22759/3

Unshielded

For wiring at high ambient temperatures and  
improved abrasion resistance e.g.  
- Aircraft wiring

HMC4315	1000	305	5.8	2.6	(19x0.15) NPC	22	0.336	0.081	2.05
HMC4316	1000	305	8.2	3.7	(19x0.20) NPC	20	0.597	0.091	2.30
HMC4317	1000	305	10.8	4.9	(19x0.25) NPC	18	0.933	0.100	2.55
HMC4318	1000	305	13.8	6.3	(19x0.30) NPC	16	1.340	0.110	2.80
HMC4319	1000	305	18.1	8.2	(37x0.25) NPC	14	1.820	0.122	3.10
HMC4320	1000	305	26.2	11.9	(37x0.32) NPC	12	2.890	0.148	3.75
HMC4321	1000	305	44.4	20.1	(37x0.40) NPC	10	4.650	0.187	4.75
HMC4322	1000	305	71.2	32.3	(17/7x0.30) NPC	8	8.410	0.246	6.25
HMC4323	500	152	58.5	26.5	(26/7x0.30) NPC	6	12.85	0.287	7.30
HMC4324	500	152	93.4	42.4	(42/7x0.30) NPC	4	20.75	0.360	9.15
HMC4325	500	152	142.5	64.6	(703x0.25) NPC	2	34.49	0.427	10.85
HMC4326	500	152	168.0	76.2	(851x0.25) NPC	1	41.75	0.469	11.90
HMC4327	500	152	212.4	96.3	(1073x0.25) NPC	0	52.64	0.518	13.15
HMC4328	500	152	270.5	122.7	(1369x0.25) NPC	2/0	67.16	0.569	14.45
HMC4329	500	152	339.4	154.0	(1728x0.25) NPC	3/0	84.78	0.632	16.05
HMC4330	500	152	426.8	193.6	(2196x0.25) NPC	4/0	107.74	0.691	17.55

NPC = Nickel-Plated Copper • DCR = DC resistance