

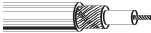
Belden Infinity® Flexible Automation Cables

300V Flex Data Cables (1 Million Flex Cycles#)




De- scription	Part No.	UL NEC/ C(UL)CEC Type IEC	Standard Lengths		Standard Unit Weight		Conductor (Stranding) Diameter Nom. DCR	Nominal Insulation OD		Shielding Material Nom. DCR	Nominal OD		Nom. Imp. (Ω)	Nom. Vel. of Prop.	Nominal Capacitance		Nominal Attenuation		
			ft.	m	lbs.	kg		inch	mm		inch	mm			pF/ft.	pF/m	MHz	dB/ 100 ft.	dB/ 100 m

Sub-Mini Type • 30 AWG • Stranded (7x38) 0.3 mm Tinned Cadmium Bronze • 95% Tinned Copper French Braid®

Foam Polyethylene Insulation • Matte Blue Belflex® Jacket																			
30V 80°C	7500A	CEC:	† 250	76	3.1	1.4	0.31 mm	0.056	1.42	French Braid®	0.110	2.79	75	78%	16.7	54.8	2.2	0.9	2.95
UL AWM Style 1354	FT1		† 500	152	5.1	2.3	30 AWG			+ 95% TC							5	1.4	4.59
			† 1000	305	9.0	4.1	(7x38) TCB			43.6 Ω/km***							10	2.0	6.56
							379.9 Ω/km*										30	3.4	11.16
							354.3 Ω/km**										50	4.4	14.44
																	100	6.4	21.00


CSA AWM I/II A/B

Mini Type • 25 AWG • Stranded (19x38) 0.5 mm Bare Copper • 95% Tinned Copper French Braid®

Foam Polyethylene Insulation • Matte Blue Belflex® Jacket																			
30V 80°C	7501A	CEC:	† 500	152	7.5	3.4	0.48 mm	0.090	2.29	French Braid®	0.146	3.71	75	77%	17.7	58.1	2.2	0.6	1.97
UL AWM Style 1354	FT1		† 1000	305	14.1	6.4	25 AWG			+ 95% TC							5	0.9	2.95
							(19x38) BC			29.9 Ω/km***							10	1.3	4.27
							144.7 Ω/km*										30	2.2	7.22
							114.8 Ω/km**										50	2.9	9.52
																	100	4.2	13.78

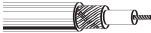
CSA AWM I/II A/B

RG-59 Type • 22 AWG • Stranded (19x34) 0.8 mm Bare Copper • 95% Tinned Copper French Braid®

Foam Polyethylene Insulation • Matte Blue Belflex® Jacket																			
30V 80°C	7502A	CEC:	† 250	76	10.6	4.8	0.79 mm	0.146	3.71	French Braid®	0.242	6.15	75	79%	18.0	59.1	2.2	0.4	1.31
UL AWM Style 1354	FT1		† 500	152	18.1	8.2	22 AWG			+ 95% TC							5	0.5	1.64
			† 1000	305	34.0	15.4	(19x34) BC			21.0 Ω/km***							10	0.8	2.63
							65.0 Ω/km*										30	1.4	4.59
							44.0 Ω/km**										50	1.8	5.91
																	100	2.7	8.86


CSA AWM I/II A/B

RG-6/U Type • 18 AWG • Stranded (7x15x40) 1.0 mm Bare Copper • 95% Tinned Copper French Braid®

Foam Polyethylene Insulation • Matte Blue Belflex® Jacket																			
30V 80°C	7503A	CEC:	† 250	76	12.1	5.5	1.02 mm	0.185	4.70	French Braid®	0.275	6.99	75	80%	17.3	56.8	2.2	0.3	0.98
UL AWM Style 1354	FT1		† 500	152	20.9	9.5	18 AWG			+ 95% TC							5	0.4	1.31
			† 1000	305	40.1	18.2	(7x15x40) BC			36.1 Ω/km***							10	0.6	1.97
							62.7 Ω/km*										30	1.1	3.61
							26.6 Ω/km**										50	1.5	4.92
																	100	2.2	7.22

CSA AWM I/II A/B

RG-11 Type • 16 AWG • Stranded (7x37x40) 1.7 mm Bare Copper • 95% Tinned Copper French Braid®

Foam Polyethylene Insulation • Matte Blue Belflex® Jacket																			
30V 80°C	7504A	CEC:	† 1000	305	84.0	38.1	1.65 mm	0.285	7.24	French Braid®	0.405	10.29	75	81%	17.3	56.8	2.2	0.2	0.66
UL AWM Style 1354	FT1						16 AWG			+ 95% TC							5	0.3	0.98
							(7x37x40) BC			11.8 Ω/km***							10	0.4	1.31
							23.3 Ω/km*										30	0.8	2.63
							11.5 Ω/km**										50	1.0	3.28
																	100	1.5	4.92

CSA AWM I/II A/B

TC = Tinned Copper • BC = Bare Copper • DCR = DC resistance
 * DC loop resistance • ** DC resistance inner conductor • *** DC resistance outer conductor
 † Final put-up length may vary ±10% from length shown.

Based on proper installation techniques in a C-track cable guide.